

Discover!

Finding Faith in Life

Home Guide

3

Program Contributing Authors:


Sue Ballotti
Gabbi Browne
Katy Carl
Joanna Dailey
Steven Ellair
Susan Traeger Gleason
Cindy Kozal
Niki MacDougall
Jeanette Fast Redmond
Sandy Rigsby
Susanna Seibert
Laura Stephens

The content in this program was developed and reviewed by the content engagement team at Saint Mary's Press. Content design and manufacturing were coordinated by the passionate team of creatives at Saint Mary's Press.

Copyright © 2019 by Saint Mary's Press, Christian Brothers Publications, 702 Terrace Heights, Winona, MN 55987-1320, www.smp.org. All rights reserved. Permission is granted to reproduce only the materials intended for distribution to the children. No other part of this guide may be reproduced by any means without the written permission of the publisher.

Printed in the United States of America

R4513HG



Contents

Understanding the Home Guide 5

Unit 1: We Are the Church

- Chapter 1 We Belong to the Body of Christ** (1 Corinthians 12:14–18, 27) 7
- Chapter 2 We Are Priestly People** (1 Peter 2:4–10) 10
- Chapter 3 We Offer Our Gifts to the Church** (Romans 12:6–8) 13
- Chapter 4 We Care for the Earth** (Psalm 104:5–15) 16
- Chapter 5 We Thank God** (Philippians 4:4–7) 19

Unit 2: Our Life in the Church

- Chapter 6 Jesus Gives Us the Church** (Matthew 16:15–19) 23
- Chapter 7 We Celebrate the Church Year** (Ecclesiastes 3:1–4) 26
- Chapter 8 We Live the Faith of the Apostles** (1 Timothy 4:11–16) 29
- Chapter 9 Workers Share Their Gifts** (Colossians 3:15–17) 32
- Chapter 10 We Pray for Those in Need** (Ephesians 6:14–18) 35

Unit 3: We Are One in Faith

- Chapter 11 The Church Is One and Holy** (John 17:20–21, 23) 38
- Chapter 12 The Church Is One in Love** (1 John 3:11, 16–18) 41
- Chapter 13 We Love God and Others** (1 Corinthians 13:4–8) 44
- Chapter 14 We Stand with Others** (James 2:14–17) 47
- Chapter 15 We Pray for What We Need** (Matthew 7:7–11) 50





Unit 4: We Are Sent into the World

Chapter 16	The Church Is Catholic and Apostolic (Acts of the Apostles 1:8–11)	53
Chapter 17	The Church Cares for the Sick (James 5:13–16)	56
Chapter 18	We Are Called to Share the Good News (Matthew 28:16–20)	59
Chapter 19	We Share God’s Mercy and Love (Matthew 5:6–9)	62
Chapter 20	We Praise and Bless God (Psalm 103:1–5)	66

Liturgical Season Lessons

All Saints’ Day	We Follow God (Psalm 23:1–6)	69
Advent	The King Is Coming (Isaiah 9:6–7)	72
Christmas/ Epiphany	The Gift of Jesus (Isaiah 60:1–3, 6)	74
Presentation of the Lord	Mary, Model of Faith (Luke 2:22–38)	76
Palm Sunday	A New Kind of King (Matthew 21:6–9)	78
Easter	Celebrating the Resurrection (John 21:4–7)	81
Pentecost	Our Helper and Guide (John 14:16–17, 26–27)	83
Ordinary Time	The Life and Teachings of Jesus (Matthew 19:13–15)	86
Acknowledgments		88



Understanding the Home Guide

The **Lesson Goals** section identifies the key desired outcomes of the chapter.

Discover!
Finding Faith in Life

We Belong to the Body of Christ

Scripture Focus: 1 Corinthians 12:14–18, 27

The **Parent Preview** section offers steps parents can use to prepare for the lesson.

The **Get Ready!** part of the lesson begins with an opening prayer and a question or activity that will spark interest in the lesson focus.

Lesson Goals

- to identify that we become members of the Body of Christ through Baptism
- to state that the Church is made up of different people with different gifts
- to discuss that the Church benefits when everyone shares their unique gifts

Parent Preview

- Review the Featured Story on page 1808 of *The Catholic Children's Bible* (1 Corinthians 12:14–18, 27).
- Read the Background Reflection on page 1809 of *The Catholic Children's Bible* of the chapter 1 activity booklet.

The **Discover!** part of the lesson involves a short reading to support understanding.

Get Ready! (10 minutes)

- Pray** the prayer on page 1 of the chapter 1 activity booklet.
- Ask** your child to share some signs that two people or a group of people are united.
- Tell** your child that today's lesson explores what it means for the members of the Church to work in unison, or to be united.

Discover! (10 minutes)

- Read** the article on the second page of the chapter 1 activity booklet. Ask the review questions.
- Invite** your child to complete the activity on page 3 of the chapter 1 activity booklet. *Answers: child playing—child sitting alone; person cooking—hungry person; priest—sick person*

Dive In!

- Read** the Featured Story on page 1808 of *The Catholic Children's Bible* (1 Corinthians 12:14–18, 27).
- Ask** your child these questions:
 - How does the job of each part make it different from other parts of the body? (*The job of an eye is to see, the job of an ear is to hear, and so on. No other part of the body sees or hears, and so on.*)
 - Why is it important for each part to do what it is supposed to do? (*Each part of our body plays an important role in making sure our body is working.*)
 - How is the body like Christ's body? (*Each of us is an important part of Christ's Body.*)
- Read** the Understand It!, Live It!, and Tell It! sections on page 1809 of *The Catholic Children's Bible*.

Go!

- Choose** one of the Family Activities 4 of the chapter 1 activity booklet to do this week.
- Encourage** your child to complete the handout on the third page of this home guide chapter. *Answer: We Are the Body of Christ.*
- Conclude** by praying the prayer on page 4 of the chapter 1 activity booklet.

The **Dive In!** part of the lesson involves direct use of *The Catholic Children's Bible* and learning through a key Bible story.

The **Go!** section closes the lesson with a fun activity and a prayer.



The reading on this page relays important information related to the lesson.



One of a Kind, Created by God

What makes you “one of a kind”? Is it a physical quality? Is it a rare or unusual talent? God made each of us **unique**—or one of a kind. We have different talents and different personalities. We look different, act and react differently.

Each of us is a child of God, but we become part of the **Body of Christ** at our Baptism. The Body of Christ is just another name for our Church—and Jesus is its head! Our priests, our families, our saints, and everyone who is baptized are all part of the Body of Christ.

Just like our body needs each part to work properly, the Body of Christ needs each of us to work

the way it should. The Body of Christ is **diverse** because it is filled with unique people who can do many different things well. Diversity makes the Church better because each of us has an important place in the Church. No one else can serve in exactly the same way. By using our gifts and becoming the best people we can be, we help make the Body of Christ strong.

Remember: We are Church all the time, not just in Sunday Mass. When you are at school, on the playground, when you tell the truth, when you help your family with chores, you are serving Jesus. God wants you to be and do in the world the way He wants you to. We serve Jesus as a member of the Body of Christ.

The **Key Words** section highlights any words in the reading that may need additional definition.

Key Words

Body of Christ The Church; all baptized people everywhere.

diverse Filled with unique people who can do many different things.

unique One of a kind.

We Know and Live Our Faith

The following articles in the *We Know and Live Our Faith* resource correspond to the concepts introduced in this lesson:

- “The Word Church,” page 6
- “The Church Is the Body of Christ,” page 7

If you have additional time, read the selections together, and ask some questions to check your child’s understanding.

Review

1. When do we become part of the Church, the Body of Christ?
2. Why is each person in the Body of Christ different?
3. Why is each of us important to the Body of Christ?

Turn this page upside down to check your answers!

The **Review!** section offers several questions that reinforce key concepts from the lesson. Answers are provided.

The **We Know and Live Our Faith** resource provides additional content that can be used to support the lesson.

1. At Baptism. 2. God made us each unique. 3. Each of us has an important place in the Church. The Church is better and stronger because each of us has an important place in the Church.



We Belong to the Body of Christ

Scripture Focus: 1 Corinthians 12:14–18, 27

Lesson Goals

- to identify that we become members of the Body of Christ through Baptism
- to state that the Church is made up of different people with different gifts
- to discuss that the Church benefits when everyone shares their unique gifts

Parent Preview

- Review the Featured Story on page 1808 of *The Catholic Children's Bible* (1 Corinthians 12:14–18, 27).
- Read the Background Reflection on page 4 of the chapter 1 activity booklet.
- Review this home guide chapter.

Get Ready! (10 minutes)

Pray the prayer on page 1 of the chapter 1 activity booklet.

Ask your child to share some signs that two people or a group of people are united.

Tell your child that today's lesson explores what it means for the members of the Church to work in unison, or to be united.

Dive In!

Read the Featured Story on page 1808 of *The Catholic Children's Bible* (1 Corinthians 12:14–18, 27).

Ask your child these questions:

- How does the job of each part make it different from other parts of the body? (*The job of an eye is to see, the job of an ear is to hear, and so on. No other part of the body sees or hears, and so on.*)
- Why is it important for each part to do what it is supposed to do? (*Each part of the body plays an important role in making sure our body is working.*)
- How is the body like Christ's Body? (*Each of us is its own role in making the body work.*)

Read the Understand It!, Live It!, and Tell It! sections on page 1809 of *The Catholic Children's Bible*.

Invite your child to complete the activity on page 2 of the chapter 1 activity booklet. *Answers: 1. think, 2. speak, 3. love, 4. touch, 5. look, 6. listen, 7. walk*

Discover! (10 minutes)

Read the article on the second page of this home guide chapter. Review the key words, and ask the review questions.

Invite your child to complete the activity on page 3 of the chapter 1 activity booklet. *Answers: child playing—child sitting alone; person cooking—hungry person; priest—sick person*

Go!

Choose one of the Family Activities on page 4 of the chapter 1 activity booklet to complete this week.

Encourage your child to complete the puzzle handout on the third page of this home guide chapter. *Answer: We are the Body of Christ.*

Conclude by praying the prayer on page 4 of the chapter 1 activity booklet.



Chapter

1

One of a Kind, Created by God

What makes you “one of a kind”? Is it a physical quality? Is it a rare or unusual talent? God made each of us **unique**—or one of a kind. We have different talents and different personalities. We look different, and we act and react differently.

Each of us is a child of God, but we become part of the **Body of Christ** at our Baptism. The Body of Christ is just another name for our Church—and Jesus Christ is our head! Our priests, our families, our saints, and everyone who is baptized are all part of the Body of Christ.

Just like our body needs each part to work properly, the Body of Christ needs each of us to work the way it should. The Body of Christ is **diverse**

because it is filled with unique people who can do many different things well. Diversity makes the Church better because each of us has an important place in the Church. No one else can serve in exactly the same way. By using our gifts and becoming the best people we can be, we help make the Body of Christ strong.

Remember: We are Church all the time, not just in Sunday Mass. When you are kind to someone on the playground, when you tell the truth, or when you help your family with chores, you are doing what Jesus wants you to be and do in the world. How can you serve Jesus as a member of his Body this week?

Key Words

Body of Christ The Church; all baptized people everywhere.

diverse Filled with unique people who can do many different things.

unique One of a kind.

Review

1. When do we become part of the Church, the Body of Christ?
2. Why is each person in the Body of Christ different?
3. Why is each of us important to the Body of Christ?

Turn this page upside down to check your answers!

We Know and Live Our Faith

The following articles in the *We Know and Live Our Faith* resource correspond to the concepts introduced in this lesson:

- “The Word Church,” page 6
- “The Church Is the Body of Christ,” page 7

If you have additional time, read the selections together, and ask some questions to check your child’s understanding.

1. At Baptism. 2. God made us each unique. 3. Each of us is unique, and the Church is better and stronger because each of us has an important place in the Church.



Handout

Part of the Church

Use the code to write the correct letters on the lines below to find the secret message. Then transfer the circled letter in your final answer to the space marked with the number 1 on the back of your folder.

A #	B ..	C *!	D ()	E {+	F #!
G ^	H <	I >	J /	K "	L @
M (.	N =	O :	P }}	Q \	R ?
S **	T %	U ...	V [.]	W ;.	X ~
Y ?.	Z &				

;. {+ # ? {+
 % < {+ .. : () ?.
 : #! *! < ? > ** %



Chapter 2

Discover!

Finding Faith in Life

We Are Priestly People

Scripture Focus: 1 Peter 2:4–10

Lesson Goals

- to identify Jesus as the cornerstone of faith
- to explain that we become priestly people through Baptism
- to state that the Sacrament of Holy Orders is one special way to live in service to God's people

Parent Preview

- Review the Scripture on page 1922 of *The Catholic Children's Bible* (1 Peter 2:4–10).
- Read the Background Reflection on page 4 of the chapter 2 activity booklet.
- Review this home guide chapter.

Get Ready! (10 minutes)

Pray the prayer on page 1 of the chapter 2 activity booklet.

Explain that a cornerstone is the most important stone in a building, because it holds two walls together, and all the other stones or bricks are set on top of it.

Tell your child that together you will learn that Jesus is our cornerstone, and we are the living stones of the Church today.

Dive In! (20 minutes)

Read the Scripture on page 1922 of *The Catholic Children's Bible* (1 Peter 2:4–10).

Ask your child these questions:

- What does Peter mean in verse 7?
(*Jesus was rejected but rose again. Jesus is most important to our lives.*)
- Why did Peter call us "living stones" (verse 5)? (*Each of us builds up our Church, like stones build a structure.*)
- Who is the cornerstone, or main foundation stone, of our faith? (*Jesus*)

Read the Understand It! and Live It! sections on page 1 of the chapter 2 activity booklet. Invite your child to retell the Scripture passage in his or her own words.

Invite your child to complete the activity on page 2 of the chapter 2 activity booklet.
Answers: living, used, chosen, priests

Discover! (20 minutes)

Read the article on the second page of this home guide chapter. Review the key words, and ask the review questions.

Invite your child to complete the activity on page 3 of the chapter 2 activity booklet.
Answer: Baptism

Go! (10 minutes)

Choose one of the Family Activities on page 4 of the chapter 2 activity booklet to complete this week.

Encourage your child to complete the puzzle handout on the third page of this home guide chapter. *Answer: We build up the Church!*

Conclude by praying the prayer on page 4 of the chapter 2 activity booklet.





Chapter 2

We Are Priestly People

Think about your parish priest. What **qualities** make him a good priest? The role of a priest is to make things holy through his words and actions. When do you see your priest making your parish holy? How does he do so?

Priests, along with deacons and bishops, are men who have been **ordained**. That means they have received the Sacrament of Holy Orders, which marks them specially for service to the Church. Ordained men have chosen to live their lives in service to God's people in a special way. For example, only ordained men can celebrate the sacraments with us, such as hearing confessions, celebrating the Eucharist, and anointing the sick.

Key Words

ordained Marked specially for service to the Church through the Sacrament of Holy Orders.

qualities Characteristics, abilities, and gifts.

We Know and Live Our Faith

The following articles in the *We Know and Live Our Faith* resource correspond to the concepts introduced in this lesson:

- "The Sacraments," page 33
- "The Sacrament of Holy Orders" and "The Ordination of Priests," page 34
- "The Ordination of Bishops" and "The Ordination of Deacons," page 35

If you have additional time, read the selections together, and ask some questions to check your child's understanding.

Women cannot receive the Sacrament of Holy Orders, but women can also choose to serve God in a special way by joining a religious order. Nuns and sisters promise to serve God with their lives too.

But as today's reading explains, all of us—men and women, children and grown-ups—are priestly people. We are living stones who build God's spiritual temple here on Earth. We become priestly people through our Baptism. Baptism makes us part of the Church and calls us to do God's work. We make life holy by serving God and working to make the world better.

Look at the people you see every day: your family, friends, and teachers. Can you spot some ways they are making life holy today?

Review

1. What does it mean to be priestly people, and how do we become priestly people?
2. How do we make life holy?
3. What happens in the Sacrament of Holy Orders?

Turn this page upside down to check your answers!


1. We serve as living stones who build God's spiritual temple on Earth through our words and actions.
2. We become priestly people through our Baptism.
3. We make life holy by serving God and working to make the world better.
4. A man becomes an ordained bishop, priest, or deacon, called to serve God's people in a special way.



Handout

Called to Be "Living Stones"

Use the code below to find the secret message. Determine the letter that goes in each blank by finding where the number and letter below the blank intersect on the code chart. Then transfer the circled letter in your final answer to the space marked with the number 2 on the back of your folder.



1A 2D 3B 2A 1C 2E 3A



2A 1D 2B 3D 2D

1B 3D 2A 3C 1B 3D !



Chapter 3

Discover!

Finding Faith in Life

We Offer Our Gifts to the Church

Scripture Focus: Romans 12:6–8

Lesson Goals

- to state that God has given each one of us special gifts
- to identify that the gifts we are given are for serving others
- to recall that belonging to the Church means helping others and allowing others to help us

Parent Preview

- Review the Featured Story on page 1788 of *The Catholic Children's Bible* (Romans 12:6–8).
- Read the Background Reflection on page 4 of the chapter 3 activity booklet.
- Review this home guide chapter.

Get Ready! (10 minutes)

Pray the prayer on page 1 of the chapter 3 activity booklet.

Encourage your child to name some gifts (talents or abilities) that other people have shared with him or her.

Tell your child that today's lesson points out that we are all gifts, and we all have gifts to share with others.

Dive In! (20 minutes)

Read the Featured Story on page 1788 of *The Catholic Children's Bible* (Romans 12:6–8).

Ask your child these questions:

- What are we supposed to do with the gifts God has given us? (*Answers may vary: use them, share them, help others, and so on.*)
- What does it mean to share generously? (*We are supposed to share in great amounts.*)
- What does it mean to do something cheerfully? (*It means to do it with a good attitude.*)

Read the Understand It!, Live It!, and Tell It! sections on page 1789 of *The Catholic Children's Bible*.

Invite your child to complete the activity on page 2 of the chapter 3 activity booklet.
Answers: 1. gifts, 2. speak, 3. generously, 4. kindness

Discover! (20 minutes)

Read the article on the second page of this home guide chapter. Review the key word, and ask the review questions.

Invite your child to complete the activity on page 3 of the chapter 3 activity booklet.
Answers: Cross out the following pictures: child saying "I don't want this," child dropping garbage. Circle all the other pictures.

Go! (10 minutes)

Choose one of the Family Activities on page 4 of the chapter 3 activity booklet to complete this week.

Encourage your child to complete the puzzle handout on the third page of this home guide chapter. *Answer: serve*

Conclude by praying the prayer on page 4 of the chapter 3 activity booklet.



Chapter 3

Make the World a Better Place

When you are kind to someone, read the Bible, pray for other people, feed the hungry, and go to Mass—you are doing God's work! You might think that only grown-ups can do God's work. But all of us in the Church—young and old, male and female—can make the world a better place by using our **gifts** in helpful ways.

God's grace is what gives us the ability to do his work here on Earth. He has given each of us unique abilities that help us serve him and serve others in different ways. We call these abilities "gifts" because everything that makes us who we are is a gift from God.

As you have been learning in previous lessons, Baptism makes each of us part of the Church. In Baptism, we become living stones that help build the Kingdom of God. Saint Paul reminds us in today's Scripture that God wants us to share his goodness and his gifts freely and generously. Belonging to the Church means we help others, and we allow others to help us.

To use our gifts to serve others, it is important that we know what our gifts are. What is one unique gift that God has given you? How can you use that gift to do God's work this week?

Key Word

gifts God-given abilities or talents that help us serve him and make the world a better place.

Review

1. Why is it important to know what our gifts are?
2. Why should we share our gifts?
3. Why do we call them gifts?

Turn this page upside down to check your answers!

We Know and Live Our Faith

The following articles in the *We Know and Live Our Faith* resource correspond to the concepts introduced in this lesson:

- "The Church Is the Body of Christ," page 7
- "The Priesthood of Christ," page 23

If you have additional time, read the selections together, and ask some questions to check your child's understanding.

1. We must know our gifts so we know how to use them. 2. Our gifts are from God. He means for us to share his goodness and his gifts to serve others. 3. We call them gifts because God gave them to us.



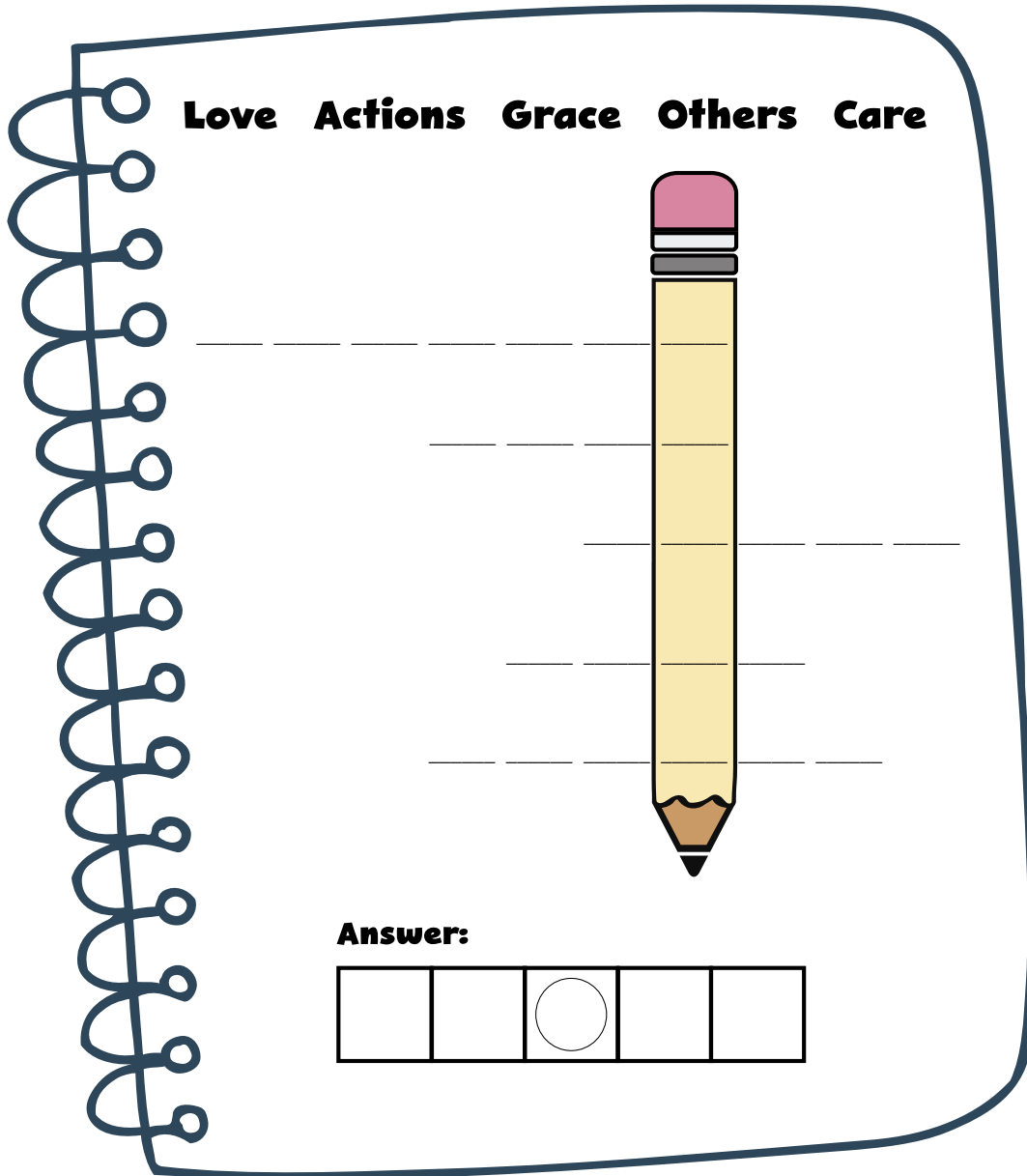
Chapter
3

Handout

We Are Given Gifts

Put the following words in alphabetical order. Then write the word that is revealed in the box on the lines below to discover what we are called to do with the gifts we have been given. Finally, transfer the circled letter in your final answer to the space marked with the number 3 on the back of your folder.

Love Actions Grace Others Care



Answer:

		○		
--	--	---	--	--



We Care for the Earth

Scripture Focus: Psalm 104:5–15

Lesson Goals

- to name the Book of Psalms as a group of songs and poems to God
- to state that some of the psalms are prayers of praise to God
- to identify that we are entrusted with caring for the world because it was created for us by God

Parent Preview

- Review the Scripture on pages 921–922 of *The Catholic Children's Bible* (Psalm 104:5–15).
- Read the Background Reflection on page 4 of the chapter 4 activity booklet.
- Review this home guide chapter.

Get Ready!

Pray the prayer on page 1 of the chapter 4 activity booklet.

Brainstorm with your child some of the wonderful things you see in the world that you are thankful for.

Tell your child that together you will learn about how our appreciation of creation honors God, who created all things.

Dive In!

Read the Scripture on pages 921–922 of *The Catholic Children's Bible* (Psalm 104:5–15).

Ask your child these questions:

- Who is this psalm written to? (*God*)
- What does the psalm say to God? (*The psalm recognizes that God created everything and cares for everything.*)
- What parts are clues that this is a psalm of praise? (*The psalm's title is "In Praise of the Creator." The psalm admires all the wonderful things God has done in creation.*)

Read the Understand It! and Live It! sections on page 1 of the chapter 4 activity booklet. Invite your child to retell the Scripture passage in his or her own words.

Invite your child to complete the activity on page 2 of the chapter 4 activity booklet. *Answers will vary.*

Discover!

Read the article on the second page of this home guide chapter. Review the key words, and ask the review questions.

Invite your child to join you in playing the game on page 3 of the chapter 4 activity booklet.

Go!

Choose one of the Family Activities on page 4 of the chapter 4 activity booklet to complete this week.

Encourage your child to complete the puzzle handout on the third page of this home guide chapter. *Answer: Care for creation*

Conclude by praying the prayer on page 4 of the chapter 4 activity booklet.





Chapter 4

One of a Kind, Created by God

In a very old and much-loved hymn, we sing, “Praise God from whom all blessings flow!” What does this mean? We are saying that everything, every blessing, comes from God—and we praise him for it! When we praise God, we honor him above all else, just for being God.

Today’s reading from the Book of Psalms is another song of praise to God. The Book of Psalms in the Old Testament contains 150 psalms: songs, poems, and prayers written to God about many different situations. Psalm 104 is one of the psalms of praise to God.

Whenever God created something, he said it was good. We know that God cares for all of his creation,

just as we care about the things we make. When we praise God for everything he has created, we are keeping wonder and awe in our minds and hearts.

God created the world just for us, and he **entrusted** us with caring for it. This is our **responsibility**. When we litter, throw away food, mistreat our clothes, and waste other resources, we are not caring for God’s creation! When we recycle, eat leftover food, and give to charity clothes we’ve outgrown, we are caring for all creation.

God believes in our ability to use our resources wisely and responsibly. What can you do this week to care for his creation?

Key Words

entrusted Gave someone a duty to care for something.

responsibility A duty that someone has given to us.

We Know and Live Our Faith

The following article and activity in the *We Know and Live Our Faith* resource correspond to the concepts introduced in this lesson:

- “The Prayer of Praise” + activity, pages 60–61

If you have additional time, read the selection together, and invite your child to complete the activity.

Review

1. How we can keep the wonder and awe of God’s creation in our minds and hearts?
2. What are we doing when we praise God?
3. Whose responsibility is it to care for God’s creation?
4. How does God want us to care for creation?

Turn this page upside down to check your answers!

1. We can offer prayers of praise to God. 2. We are honoring God just for being God. 3. It is our responsibility. 4. God wants us to use our resources wisely, not to waste or mistreat his creation.



Handout

Praising God for Creation

How can we show thanks to God for our world? Find the answer by looking at the lowercase letters under the blank lines at the bottom of the page and writing their corresponding capital letters from the code above in the blanks. Then transfer the circled letter in your final answer to the spaces marked with the number 4 on the back of your folder.

A	B	C	D	E	F	G
m	e	k	u	j	t	b
H	I	J	K	L	M	N
o	a	q	i	x	f	z
O	P	Q	R	S	T	U
d	s	c	w	n	v	g
V	W	X	Y	Z		
l	h	p	l	r		

_____	_____	_____	_____	_____	_____	_____	
k	m	w	j	t	d	w	
_____	_____	_____	_____	○	_____	_____	
k	w	j	m	v	a	d	z



Chapter 5

Discover!

Finding Faith in Life

We Thank God

Scripture Focus: Philippians 4:4–7

Lesson Goals

- to explain that we can be joyful and thankful because God loves us
- to discuss that peace is the result of having joyful and thankful hearts
- to explain that expressing gratitude for what God has given us is called a prayer of thanksgiving

Parent Preview

- Review the Featured Story on page 1858 of *The Catholic Children's Bible* (Philippians 4:4–7).
- Read the Background Reflection on page 4 of the chapter 5 activity booklet.
- Review this home guide chapter.

Get Ready! (10 minutes)

Pray the prayer on page 1 of the chapter 5 activity booklet.

Invite your child to list some things she or he is thankful for.

Tell your child that together you will learn how we can be thankful because God's love is permanent—he always loves us, in good times and in bad.

Dive In!

Read the Featured Story on page 1858 of *The Catholic Children's Bible* (Philippians 4:4–7).

Ask your child these questions:

- What does Paul want us to do when we are in union with God? (*to be joyful*)
- What should we ask God for in our prayers? (*what we need*)
- When we pray, what should be our attitude? (*We should be thankful.*)
- What does Saint Paul say we have difficulty understanding, and why? (*God's peace, because it is so great and wonderful.*)

Read the Understand It!, Live It!, and Tell It! sections on page 1859 of *The Catholic Children's Bible*.

Invite your child to complete the activity on page 2 of the chapter 5 activity booklet. *Answer: See solution on the third page of this home guide chapter.*

Discover! (10 minutes)

Read the article on the second page of this home guide chapter. Review the key words, and ask the review questions.

Invite your child to complete the activity on page 3 of the chapter 5 activity booklet. *Answers: gratitude, thanksgiving*

Go!

Choose one of the Family Activities on page 4 of the chapter 5 activity booklet to complete together during the next week.

Encourage your child to complete the puzzle handout on the fourth page of this home guide chapter. *Answer: Thank God!*

Conclude by praying the prayer on page 4 of the chapter 5 activity booklet.



Chapter 5

Love Is . . .

What does it mean to love someone? How do you feel when you know you are loved? What do you think love is? God's love for us is **enduring**, or permanent. That means it never goes away! God created us out of love, and he gives us this love to carry with us always.

Some things we want bring us only **temporary** happiness—like a TV show or a cupcake. Temporary happiness doesn't last. But God's love is all we truly need. When we know the difference between things we want and things we need, we find deep **peace**. Peace is the calmness we carry deep inside us, even when life is difficult. We find peace when we have a joyful and thankful heart.

In today's reading, Saint Paul tells us to rejoice because we are loved by God. Our response to his love is joy, or happiness. Rejoicing and having a

good attitude are two ways to show God we are thankful for his love. Prayer is another important way we show our gratitude to God for what he has given us. Saint Paul tells us to have a thankful heart and not to worry when we pray. When we talk with God and thank him, we offer a prayer of thanksgiving.

The Mass is our greatest prayer of thanksgiving. The word Eucharist means "thanksgiving." During the Mass, when we say "Amen," we are telling God we are thankful. In your bedtime prayers tonight, tell God what you are thankful for today—and end with a big, heartfelt "Amen!"

Key Words

enduring Lasting; permanent.

peace Calmness that we carry deep inside us, even when things are difficult, as a result of having a joyful and thankful heart.

temporary Not permanent or enduring.

We Know and Live Our Faith

The following article and activity in the *We Know and Live Our Faith* resource correspond to the concepts introduced in this lesson:

- "The Prayer of Thanksgiving" + activity, pages 58–59

If you have additional time, read the selection together, and invite your child to complete the activity.

Review

1. How long does God's love last?
2. What is our response to knowing we are loved by God?
3. What does lasting joy or happiness give us?
4. How can we show gratitude for God's love?

Turn this page upside down to check your answers!

1. God's love endures, or lasts forever. 2. Joy or happiness. 3. Peace. 4. By rejoicing, thanking God in prayer, and going to Mass.



Chapter
5

Answer Key




Handout

A Grateful Heart

Place the following words into the correct boxes. Then use the letters in numbered boxes to solve the code and see what we are called to do when we are grateful. Finally, transfer the circled letter in your final answer to the spaces marked with the number 5 on the back of your folder.

gratitude heart rejoice praise thanksgiving



 3 6 8 1 5 2 4 7 !



Jesus Gives Us the Church

Scripture Focus: Matthew 16:15–19

Lesson Goals

- to state that Jesus made Peter the first Pope
- to explain that the Pope teaches the Church to follow Jesus
- to recall that we belong to the Church

Parent Preview

- Review the Featured Story on page 1488 of *The Catholic Children's Bible* (Matthew 16:15–19).
- Read the Background Reflection on page 4 of the chapter 6 activity booklet.
- Review this home guide chapter.

Get Ready! (10 minutes)

Pray the prayer on page 1 of the chapter 6 activity booklet.

Ask your child if he or she knows why a good foundation is important to the strength of a building.

Tell your child that together you will learn how the Catholic Church began and who Jesus chose as the foundation for the Church.

Dive In!

Read the Featured Story on page 1488 of *The Catholic Children's Bible* (Matthew 16:15–19).

Ask your child these questions:

- Who did Peter say Jesus was?
(See verse 16.)
- What did Jesus mean by saying Peter is a rock? (*that Peter has a strong faith, and Jesus trusts Peter*)
- What did Jesus say he would give to Peter?
(*the keys to the Kingdom of heaven*)

Read the Understand It!, Live It!, and Tell It! sections on page 1489 of *The Catholic Children's Bible*.

Invite your child to complete the activity on page 2 of the chapter 6 activity booklet.
Answers: 1. prohibit, 2. rock, 3. keys, 4. Church, 5. Messiah

Discover! (10 minutes)

Read the article on the second page of this home guide chapter. Review the key words, and ask the review questions.

Invite your child to complete the activity on page 3 of the chapter 6 activity booklet.
Answers will vary.

Go!

Choose one of the Family Activities on page 4 of the chapter 6 activity booklet to complete this week.

Encourage your child to complete the puzzle handout on the third page of this home guide chapter. *Answer: The head of the Church.*

Conclude by praying the prayer on page 4 of the chapter 6 activity booklet.





Chapter 6

We Belong to the Church

When you think about the Church, what comes to mind? Think about your parish building: its statues, altar, and decorations. Then think about what someone needs to know to understand our Church. Think about the people in our Church, and think about our teachings and beliefs.

The Church is made up of many different things—but it is more than just a building. We are the Church! We become part of the Church through Baptism. Baptism calls us to share in the **mission** of Jesus Christ: to share the Good News about God’s love and mercy for everyone. The Church guides us as followers of Jesus.

The leaders of our Church guide us in carrying out the mission Jesus gave us. As you learned in today’s

reading, Jesus first handed on to Peter the authority to lead the Church. Peter was our first Pope. Each Pope since then—right up until today—is the **successor** who continues the work of Peter. Each Pope and his authority can be traced all the way back to Peter, more than two thousand years ago! The Pope—assisted by his bishops, priests, and deacons—helps us follow Christ as members of his Church.

What does it mean to you to follow Jesus as the Church? We celebrate the sacraments together. We praise God and pray for others through our worship at Mass. We try to help others by being kind, playing fair, doing good deeds, and sharing. Look back on the past week. How were you part of the Church this week?

Key Words

mission An important task or purpose that someone must fulfill.

successor Someone who follows another, often in a leadership role.

We Know and Live Our Faith

The following articles and activity in the *We Know and Live Our Faith* resource correspond to the concepts introduced in this lesson:

- “We Are Members of the Church” and “The Word Church,” page 6
- “The Pope” + activity, pages 17–18

If you have additional time, read the selections together, and invite your child to complete the activity.

Review

1. Who is the Church?
2. What main leader of the Church helps guide us to follow what Jesus taught us?
3. What are some ways we follow Jesus as the Church?

Turn this page upside down to check your answers!

1. We are. 2. The Pope, the successor of Peter. 3. By celebrating the sacraments, worshipping at Mass, being kind, and helping others.



Handout

Celebrating Our Pope

Solve the math problems below to reveal the code and to discover who the Pope is. See how fast you can do this! Then transfer the circled letter in your final answer to the space marked with the number 6 on the back of your folder.

<u>8</u>	<u>4</u>	<u>6</u>	<u>4</u>	<u>6</u>	<u>1</u>	<u>9</u>
		○				
<u>5</u>	<u>3</u>		<u>8</u>	<u>4</u>	<u>6</u>	
<u>2</u>	<u>4</u>	<u>7</u>	<u>10</u>	<u>2</u>	<u>4</u>	

$7 + 3 = \square = R$

$9 - 5 = \square = H$

$8 - 7 = \square = A$

$4 + 2 = \square = E$

$2 + 7 = \square = D$

$4 + 1 = \square = O$

$1 + 2 = \square = F$

$6 - 4 = \square = C$

$3 + 4 = \square = U$

$4 + 4 = \square = T$



Chapter 7

Discover!

Finding Faith in Life

We Celebrate the Church Year

Scripture Focus: Ecclesiastes 3:1–4

Lesson Goals

- to identify that God created time and made a time for everything
- to explain that the Church calendar marks important times
- to name the seasons of the Church year and their relationship to Jesus' life

Parent Preview

- Review the Featured Story on page 998 of *The Catholic Children's Bible* (Ecclesiastes 3:1–4).
- Read the Background Reflection on page 4 of the chapter 7 activity booklet.
- Review this home guide chapter.

Get Ready! (10 minutes)

Pray the prayer on page 1 of the chapter 7 activity booklet.

Invite your child to think of some of his or her favorite times or seasons of the year.

Tell your child that together you will learn about the Church's liturgical calendar, which marks times and seasons to celebrate Jesus' birth, life, death, and Resurrection, as well as important days in the Church's life.

Dive In! (20 minutes)

Read the Featured Story on page 998 of *The Catholic Children's Bible* (Ecclesiastes 3:1–4).

Ask your child these questions:

- Who created time and chooses the time for everything to happen? (*God*)
- If there is a time for planting, then there also must be a time for what? (*pulling up, or harvesting*)
- Who sets the times for sorrow and joy? (*God*)

Read the Understand It!, Live It!, and Tell It! sections on page 999 of *The Catholic Children's Bible*.

Invite your child to complete the activity on page 2 of the chapter 7 activity booklet.
Answers: world, God, birth, time, joy, dancing

Discover! (20 minutes)

Read the article on the second page of this home guide chapter. Review the key words, and ask the review questions.

Invite your child to complete the activity on page 3 of the chapter 7 activity booklet.
Answers will vary.

Go! (10 minutes)

Choose one of the Family Activities on page 4 of the chapter 7 activity booklet to complete this week.

Encourage your child to complete the puzzle handout on the third page of this home guide chapter. *Answer: Jesus is the reason for the season.*

Conclude by praying the prayer on page 4 of the chapter 7 activity booklet.



Chapter 7

Check Your Calendar

Our Church celebrations are called **liturgy**. The Church calendar follows the **Liturgical Year**: all the daily, weekly, and seasonal celebrations that help us focus on important days in the life of Jesus and in our Church. The seasons of the liturgical year also use various colors. After reading about each liturgical season, color the liturgical calendar handout using the colors of each season.

1. Advent—purple. Advent begins the Church year. We prepare to celebrate Jesus' birth, and purple represents preparation.
2. Christmas season—white or gold. We celebrate Christmas for an entire season, ending in early January. White and gold signify newness, joy, and celebration.
3. Ordinary Time (short)—green. During Ordinary Time, we grow in faith by learning about Jesus' life and ministry. Green is the color for Ordinary Time because it is the color of hope and growth.

4. Lent—purple. Lent is another time of preparation. Purple also reminds us that Lent is a time of penance. During Lent, we remember Jesus' sacrifice for us and prepare for Easter.
5. Easter Triduum—white. **Triduum** means "three days" and refers to Holy Thursday, Good Friday, and Holy Saturday. Ask your child to leave this section white.
6. Easter season—white or gold. Once again, white and gold signify new life and joy, in this case because of the Resurrection. Easter is a fifty-day season on the Church calendar.
7. Pentecost—red. We use red to remind us of the coming of the Holy Spirit as tongues of fire at Pentecost.
8. Ordinary Time (long)—green. After Pentecost, we return to Ordinary Time, and the color green, to finish the Church year by learning about Jesus' life and ministry.

Notice that our Church year is like a giant wheel. It helps us move forward to celebrate the life of Jesus Christ!

Key Words

Liturgical Year The daily, weekly, and seasonal celebrations that help us focus on important days in the life of Jesus and in our Church; also called the Church year.

liturgy Our celebrations and worship as a Church.

Triduum Literally means "three days."

We Know and Live Our Faith

The following article and activity in the *We Know and Live Our Faith* resource correspond to the concepts introduced in this lesson:

- "The Church Year" + activity, pages 28–29

If you have additional time, read the selection together, and invite your child to complete the activity.

Review

1. Why is purple the color for the seasons of Advent and Lent?
2. Why are gold and white the colors for Christmas and Easter?
3. Why is green the color for Ordinary Time?

Turn this page upside down to check your answers!

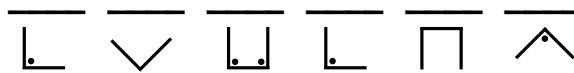
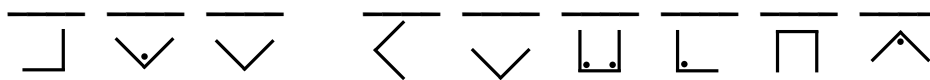
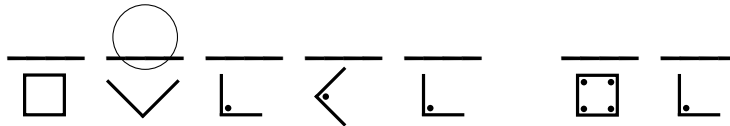
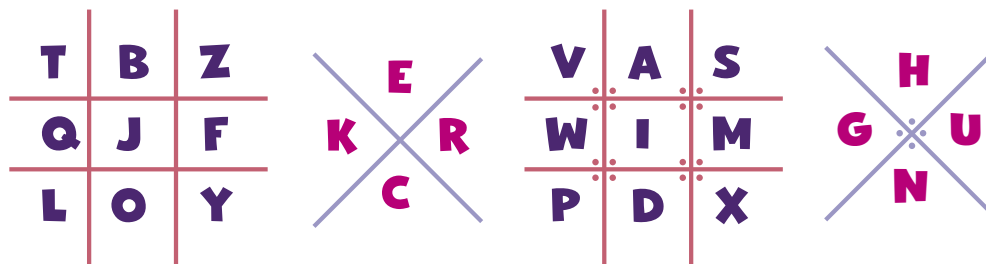
1. Purple is the color of preparation, and Advent and Lent are times of preparation. Purple is also the color of penance, which is our focus during Lent. 2. White and gold celebrate newness and joy. Christmas is a time of joy in the birth of Jesus, and Easter is a time to rejoice in his Resurrection. 3. Green is the color of hope and growth, and Ordinary Time is when we grow by learning about Jesus' life and teachings.



Handout

The Church Year

Use the following code to discover a message about who is at the center of every season of the Church year. Then transfer the circled letter in your final answer to the space marked with the number 7 on the back of your folder.



We Live the Faith of the Apostles

Scripture Focus: 1 Timothy 4:11–16

Lesson Goals

- to state that Paul's instructions to Timothy apply to each of us as servants of Jesus
- to identify the bishops of the Church as teachers and leaders who help us to follow Jesus
- to explain that the faith has been handed down from the Apostles

Parent Preview

- Review the Scripture on page 1880 of *The Catholic Children's Bible* (1 Timothy 4:11–16).
- Read the Background Reflection on page 4 of the chapter 8 activity booklet.
- Review this home guide chapter.

Get Ready! (10 minutes)

Pray the prayer on page 1 of the chapter 8 activity booklet.

Help your child identify key people in his or her life who act as helpful leaders.

Tell your child that today's lesson explores the importance of listening to people who have both knowledge (good information) and wisdom (deep understanding).

Dive In! (20 minutes)

Read the Scripture on page 1880 of *The Catholic Children's Bible* (1 Timothy 4:11–16).

Ask your child these questions:

- What does Saint Paul say about Timothy being young? (*It doesn't matter; he should be an example.*)
- What are some ways Timothy can set a good example? (*by how he talks and lives, by proclaiming the Scriptures, by teaching, and by practicing his faith publicly*)

Read the Understand It! and Live It! sections on page 1 of the chapter 8 activity booklet. Invite your child to retell the Scripture passage in her or his own words.

Invite your child to complete the activity on page 2 of the chapter 8 activity booklet.
Answers: 1. T, 2. F, 3. F, 4. T, 5. T

Discover! (10 minutes)

Read the article on the second page of this home guide chapter. Review the key words, and ask the review questions.

Invite your child to complete the activity on page 3 of the chapter 8 activity booklet.
Answers: Help your child fill in the blanks with current information.

Go!

Choose one of the Family Activities on page 4 of the chapter 8 activity booklet to complete this week.

Encourage your child to complete the puzzle handout on the third page of this home guide chapter. *Answers: speech, conduct, love, faith, purity*

Conclude by praying the prayer on page 4 of the chapter 8 activity booklet.





Chapter 8

Lead by Example

Think of the leaders in your life: your teachers, coaches, and parents. What makes a good leader? When you have to do what a leader asks, what makes the leader easy or hard to follow?

Who is your local bishop? In our Church, the bishops are our leaders and teachers. Your bishop, and every bishop, reports to the Pope, who is their head. The bishops are our guides to Church teachings. We should listen and follow what the bishops teach us, because their **authority** goes all the way back to the first Pope: the Apostle Peter.

That is why we say the Church is **Apostolic**: Jesus passed his own authority on to Peter and the Apostles. They passed their authority to the bishops who came after them, and so on. This continues

today! Even now, our bishops can trace their authority back to the Apostles. The bishops are supposed to study, preach, and lead by example—all the things Paul told Timothy to do in today's reading.

But guess what? Paul's instructions apply to all of us too, because we are part of the Body of Christ. Like Timothy, we should also be a good example to others. We should pray, study the Bible, and share what we learn with others.

We are never too young or too old to follow Jesus as his servants. Look around your own family. How are your parents and grandparents serving Jesus? How is the youngest child in your family serving Jesus? Finally, how can you serve Jesus today?

Key Words

Apostolic Based on or descending from the Apostles, Jesus' first disciples.

authority Power and responsibility to teach and guide people.

We Know and Live Our Faith

The following articles and activity in the *We Know and Live Our Faith* resource correspond to the concepts introduced in this lesson:

- "The Ordination of Bishops," page 35
- "The Laying on of Hands" + activity, pages 36–37

If you have additional time, read the selections together, and invite your child to complete the activity.

Review

1. What does a bishop do?
2. Where does a bishop get his authority?
3. What do Paul's instructions for Timothy say to you and me?

Turn this page upside down to check your answers!

1. A bishop leads and teaches his people.
 He studies, preaches, and leads by example.
 2. A bishop ultimately receives his authority from the Apostles and from Jesus himself. 3. We are also called to pray, study Scripture, and lead by example.



Handout

Living the Faith

Fill in the letters that come after the letter given below each line to discover in what ways we are called be examples to others. For this puzzle, the write in the letter A if the letter Z appears below the line. Then transfer the circled letter in your final answer to the space marked with the number 8 on the back of your folder.

R O D D B G

B N M C T B S

K N U D

E Z H S G

O T Q H S X



Workers Share Their Gifts

Scripture Focus: Colossians 3:15–17

Lesson Goals

- to recall that everything we have and can do is a gift from God
- to identify that we are called to be thankful to God for all he has given to us
- to explain that using our gifts through our work is the best way to thank God for them

Parent Preview

- Review the Featured Story on page 1866 of *The Catholic Children's Bible* (Colossians 3:15–17).
- Read the Background Reflection on page 4 of the chapter 9 activity booklet.
- Review this home guide chapter.

Get Ready! (10 minutes)

Pray the prayer on page 1 of the chapter 9 activity booklet.

Discuss with your child what he or she might want to do as a job in the future.

Tell your child that today's lesson explores how we can make the world a better place and give thanks to God through the everyday work we do.

Dive In! (20 minutes)

Read the Featured Story on page 1866 of *The Catholic Children's Bible* (Colossians 3:15–17).

Ask your child these questions:

- What guides us in the decisions we make? (*Christ's peace*)
- What does Saint Paul say should live in our hearts? (*Christ's message*)
- In whose name should we do and say everything? (*the name of the Lord Jesus*)

Read the Understand It!, Live It!, and Tell It! sections on page 1867 of *The Catholic Children's Bible*.

Invite your child to complete the activity on page 2 of the chapter 9 activity booklet. *Answers will vary.*

Discover! (20 minutes)

Read the article on the second page of this home guide chapter. Review the key words, and ask the review questions.

Invite your child to complete the activity on page 3 of the chapter 9 activity booklet. *Answers will vary.*

Go! (10 minutes)

Choose one of the Family Activities on page 4 of the chapter 9 activity booklet to complete this week.

Encourage your child to complete the puzzle handout on the third page of this home guide chapter. *Answer: Use our gifts in our work.*

Conclude by praying the prayer on page 4 of the chapter 9 activity booklet.





Chapter
9

In Jesus' Name

Think about all the things you do during a regular day. Do you make your bed in the morning? Do you listen and learn at school? Do you help friends in class or on the playground? Do you set or clear the table? Do you do homework? Everything that you can do is a gift from God. And everything you do is your work for God.

God has given each of us the great gift of life. God wants us to grow and learn. He wants us to care for and enjoy the world. He also gave us the responsibility to use our gifts for the good of all his creation. When we take care to do our best in

whatever we do, we show God that we are thankful for all he has given to us.

But we can take this further by saying, "Thank you, Jesus," whenever we perform some task. Today's reading asks us to do everything in Jesus' name. Doing something "in the name of" someone means "with the authority of" or "with the help of" that person.

It can be difficult to remember to do all things in the name of Christ. But the best way to develop a habit is to start! Begin small, and don't worry if you forget sometimes. With practice, you will remember to do all things in Jesus' name.

We Know and Live Our Faith

The following article in the *We Know and Live Our Faith* resource corresponds to the concepts introduced in this lesson:

- "The Church Is the Body of Christ," page 7

If you have additional time, read the selection together, and ask some questions to check your child's understanding.

Review

1. What is our work?
2. What does it mean to do our work "in the name of the Lord Jesus"?
3. What are some ways we can say thank you to God for the ability to work and play?

Turn this page upside down to check your answers!

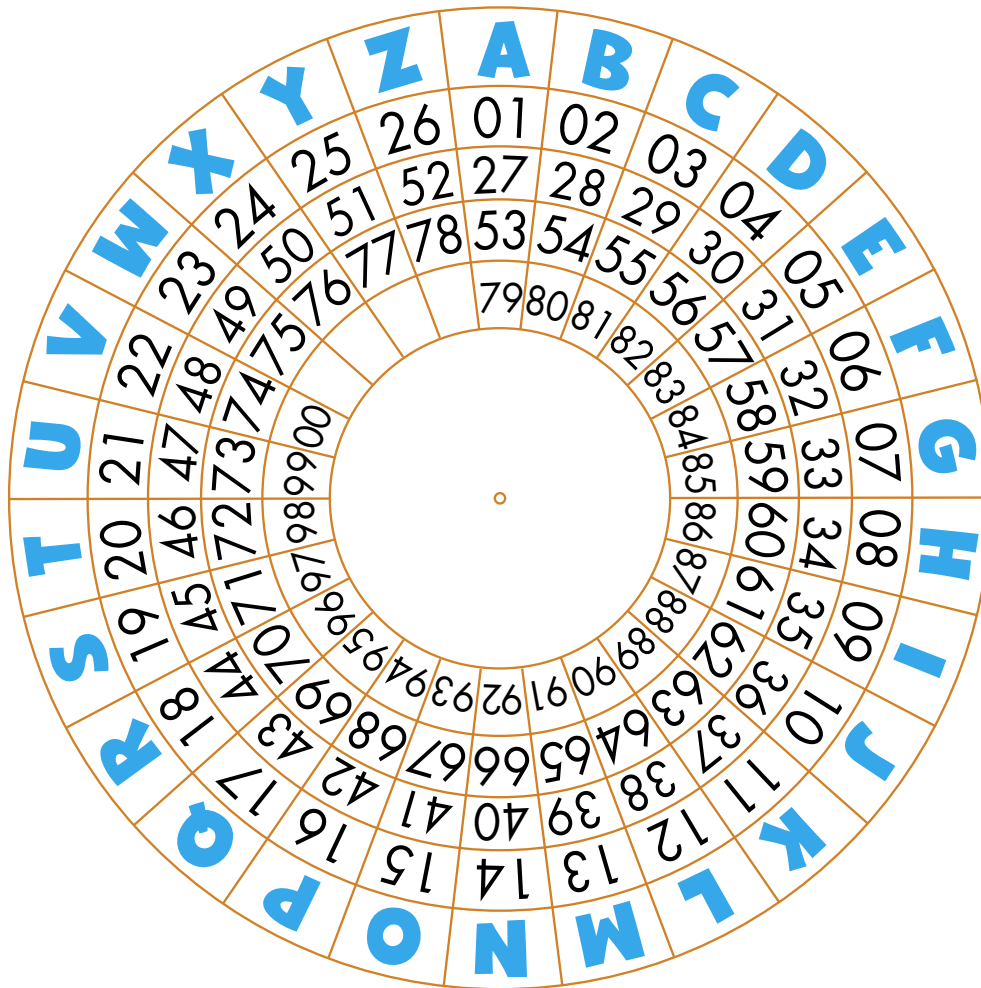
1. Answers will vary but can include ideas like housework, schoolwork, relationships, and activities. 2. It means we are doing everything with the help of God, or with God's authority. 3. We can pray, say "Thank you, God," and do our best at each task we perform.



Handout

Thanking God

Use the following code to discover one way we can thank God for our gifts. Then transfer the circled letter in your final answer to the spaces marked with the number 9 on the back of your folder.



73 19 57 15 99 44 59 09 32 20 71

87 66 93 21 96 23 41 70 89



Chapter 10

Discover!

Finding Faith in Life

We Pray for Those in Need

Scripture Focus: Ephesians 6:14–18

Lesson Goals

- to identify that God's protection is like a suit of armor
- to state that we can pray at all times for God's help
- to define intercessory prayer as an important way the Church prays

Parent Preview

- Review the Featured Story on page 1850 of *The Catholic Children's Bible* (Ephesians 6:14–18).
- Read the Background Reflection on page 4 of the chapter 10 activity booklet.
- Review this home guide chapter.

Get Ready! (10 minutes)

Pray the prayer on page 1 of the chapter 10 activity booklet.

Have your child name safety gear that people wear for protection (sports, fire, police, etc.).

Tell your child that today's lesson explores the safety clothing that God gives us, called spiritual armor: the qualities and practices that protect us from bad influences and keep us close to God.

Dive In! (20 minutes)

Read the Featured Story on page 1850 of *The Catholic Children's Bible* (Ephesians 6:14–18).

Ask your child these questions:

- What does Saint Paul say is like a belt on our waist? (*truth*)
- What can help us stay alert and never give up? (*prayer*)

Read the Understand It!, Live It!, and Tell It! sections on page 1851 of *The Catholic Children's Bible*.

Invite your child to complete the activity on page 2 of the chapter 10 activity booklet.
Answers: faith—shield, readiness to announce the Good News—shoes, righteousness—breastplate, salvation—helmet, truth—belt, Word of God—sword

Discover! (20 minutes)

Read the article on the second page of this home guide chapter. Review the key word, and ask the review questions.

Invite your child to complete the activity on page 3 of the chapter 10 activity booklet.

Go! (10 minutes)

Choose one of the Family Activities on page 4 of the chapter 10 activity booklet to complete this week.

Encourage your child to complete the puzzle handout on the third page of this home guide chapter. *Answer: pray*

Conclude by praying the prayer on page 4 of the chapter 10 activity booklet.



Chapter 10

Pray Always

Lots of people wear safety equipment for their jobs. That means they have to check their gear routinely. Firefighters have to check their suits for holes, and baseball players check their batting helmets for cracks. Construction workers must make sure their shoes are strong and sturdy at all times. Even knights and warriors had to check their armor every day!

Today's reading tells us how to clothe ourselves in spiritual armor. Spiritual armor protects us and keeps us strong in our faith. Spiritual armor surrounds us with the protection of Jesus Christ. But just like every worker who wears safety gear, we must take care of our armor. So how do we care for our spiritual armor?

Fortunately, Saint Paul gave us a list of good habits to develop. These help us take care of our

spiritual armor by developing our relationship with God. Saint Paul reminds us to study the Bible and practice sharing the truth with others. We must develop faith, which can help us when we face difficulties.

And he says that prayer is our most important way to care for our spiritual armor. Prayer helps keep us close to God. For us to do everything with Jesus' help, we must pray as often as we can. We also need to ask others to pray for us, and we can offer prayers for other people. This is called **intercessory prayer**, meaning prayer that talks to God on behalf of someone else.

Who in your life needs extra prayers today? Take a moment to ask God to help. Then ask your patron saint to pray for you.

Key Word

intercessory prayer Praying for others or asking others to pray for us.

We Know and Live Our Faith

The following article and activity in the *We Know and Live Our Faith* resource correspond to the concepts introduced in this lesson:

- "The Prayer of Intercession" + activity, pages 56–57

If you have additional time, read the selection together, and invite your child to complete the activity.

Review

1. Why do we need spiritual armor?
2. How does prayer help us?
3. What is intercessory prayer?

Turn this page upside down to check your answers!

1. To protect us and help us be strong in our faith.
2. Prayer keeps us close to God and helps us care for our spiritual armor. We are stronger with God's help.
3. Praying for others or asking others to pray for us.



Handout

Praying for Others

Find the following words in the word search. Words may be found running horizontally, vertically, diagonally, or backwards. Write the word that appears in the puzzle three times. Then transfer the circled letter in your final answer to the spaces marked with the number 10 on the back of your folder.

protection

breastplate

peace

pray

help

others

needs

faith

H D L X A
 P R I P R A Y F I
 I G V V C R P W O L Q
 O O T H E R S U H M B Z P
 Y K B B D P L B Z R Y X E
 N E K P R O T E C T I O N A I
 J O P U I W P N X K R G Q C O
 S J Y R C V P L A J R G S E Z
 T H W L A X F A I T H P T J A
 D B Q A C Y K Q T L T Z C B E
 E T A L P T S A E R B G Y
 O X P R A Y H Z M L L O K
 M V N E E D S T C R Q
 H E L P X L X M H
 O H N I N



Chapter 11

Discover! Finding Faith in Life

The Church Is One and Holy

Scripture Focus: John 17:20–21, 23

Lesson Goals

- to identify that Jesus prayed for his followers to be one
- to describe oneness and holiness as made up of love, patience, and kindness
- to name oneness and holiness as two Marks of the Church

Parent Preview

- Review the Featured Story on page 1696 of *The Catholic Children's Bible* (John 17:20–21, 23).
- Read the Background Reflection on page 4 of the chapter 11 activity booklet.
- Review this home guide chapter.

Get Ready! (10 minutes)

Pray the prayer on page 1 of the chapter 11 activity booklet.

Invite your child to name Christian denominations she or he may have heard of.

Tell your child that today's lesson explores Jesus' desire for the world to be united and made holy by love for him.

Dive In! (20 minutes)

Read the Featured Story on page 1696 of *The Catholic Children's Bible* (John 17:20–21, 23).

Ask your child these questions:

- Who is Jesus praying for? (*his followers and for all who believe in his message, shared by his followers*)
- What does Jesus want for the people who believe in him? (*to be one, or united*)
- Why does Jesus want us to be one? (*so the world will believe that the Father sent Jesus and will understand that the Father loves them*)

Read the Understand It!, Live It!, and Tell It! sections on page 1697 of *The Catholic Children's Bible*.

Invite your child to complete the activity on page 2 of the chapter 11 activity booklet. *Answers: 1. message, 2. one, 3. Father, 4. world, 5. believe*

Discover! (20 minutes)

Read the article on the second page of this home guide chapter. Review the key words, and ask the review questions.

Invite your child to complete the activity on page 3 of the chapter 11 activity booklet. *Answers will vary.*

Go! (10 minutes)

Choose one of the Family Activities on page 4 of the chapter 11 activity booklet to complete this week.

Encourage your child to complete the puzzle handout on the third page of this home guide chapter. *Answer: United in faith*

Conclude by praying the prayer on page 4 of the chapter 11 activity booklet.



Chapter 11

One and Holy

In the Nicene Creed at Mass, we state our belief in “one, holy, catholic, and apostolic Church” (*Roman Missal*). These are the **Marks of the Church**, or “key qualities of the Church.” In a later lesson, you will learn about being Catholic and Apostolic. But what does it mean to be One and Holy?

In today’s reading, we learn that Jesus prayed for us all to be one, united in our **faith** in him. He wasn’t talking about just Catholics—he was talking about all Christians, everyone who believes in him. Baptism is one example of how we are one in faith with other Christians. Many Christian Churches, including the Catholic Church, baptize members in Christ. But Christians are not united in other ways. We have differing beliefs about the Bible,

the sacraments, the Church, and some of Jesus’ teachings. To try to understand and work out our differences, leaders of many Christian faiths gather regularly to learn about one another’s beliefs, so we may become one as Jesus prayed.

Jesus also wants us to be holy: united with God, and loving God and one another. We can show our love for God and for everyone by being kind, loving, and patient. Patience, kindness, and love are qualities that come from being one with God and working to be holy.

Praying for unity and holiness is one way we can show our faith in Jesus. Make a cross on your forehead, lips, and heart, and ask God to help you be holy in your thoughts, words, and love.

Key Words

faith Strong belief.

Marks of the Church Key qualities of the Church.

We Know and Live Our Faith

The following articles in the *We Know and Live Our Faith* resource correspond to the concepts introduced in this lesson:

- “The Church Is the Bride of Christ,” page 8
- “The Church Is One” and “The Church Is Holy,” page 15
- “Other Churches and Faith Communities,” page 24

If you have additional time, read the selections together, and ask some questions to check your child’s understanding.

Review

1. What did Jesus want for his followers?
2. Are we completely united in faith with other Christian Churches?
3. What are some qualities of a person who is one with God and holy?
4. What do we call the four qualities of the Church—One, Holy, Catholic, and Apostolic?

Turn this page upside down to check your answers!

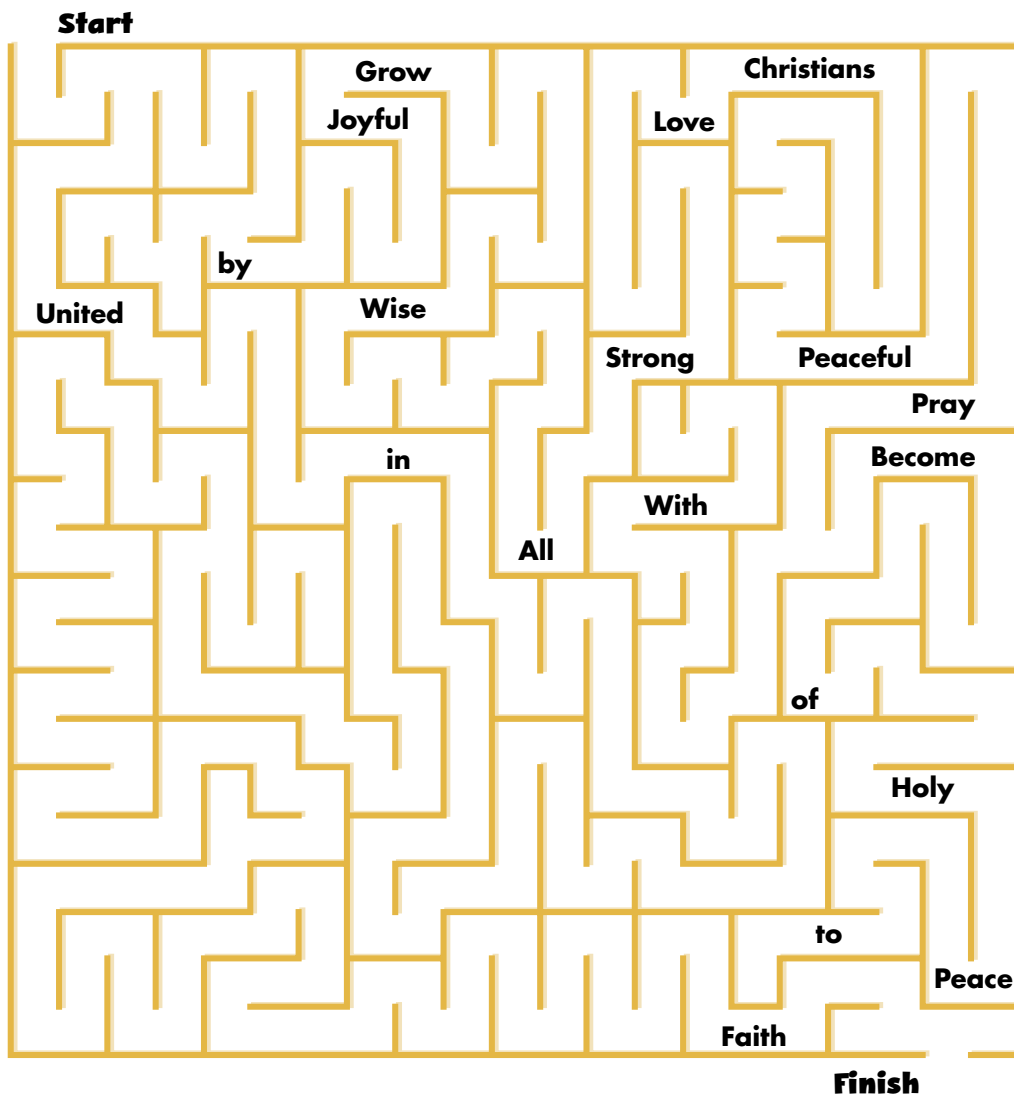
1. He wanted us to be one, united in faith. 2. No, we are not, but we work toward unity by discussing and praying for unity. 3. Being loving, patient, and kind. 4. Marks of the Church.



Handout

Jesus' Prayer

Solve the maze to discover what Jesus wanted all his followers to become. Use the Featured Story on page 1969 of *The Catholic Children's Bible* (John 17:20–21, 23) to help you navigate to the correct words. Then write the words that you find on the correct path in the spaces below. Finally, transfer the circled letter in your final answer to the spaces marked with the number 11 on the back of your folder.



_____ ○ _____



Chapter 12

Discover!

Finding Faith in Life

The Church Is One in Love

Scripture Focus: 1 John 3:11, 16–18

Lesson Goals

- to explain that the Church is a community of love
- to describe the Church as the Communion of Saints
- to identify that we show love to those in our Church family who have died

Parent Preview

- Review the Featured Story on page 1936 of *The Catholic Children's Bible* (1 John 3:11, 16–18).
- Read the Background Reflection on page 4 of the chapter 12 activity booklet.
- Review this home guide chapter.

Get Ready! (10 minutes)

Pray the prayer on page 1 of the chapter 12 activity booklet.

Recall with your child a loving person who has died.

Tell your child that together you will learn how the Church and all the saints are a community of love.

Dive In! (20 minutes)

Read the Featured Story on page 1936 of *The Catholic Children's Bible* (1 John 3:11, 16–18).

Ask your child these questions:

- What message does John, the writer of this letter, say has been shared "from the very beginning" (verse 11)? (*that we must love one another*)
- How did Jesus show his love for us? (*Jesus gave his life for us.*)
- What does true love look like? (*actions, not just words*)

Read the Understand It!, Live It!, and Tell It! sections on page 1937 of *The Catholic Children's Bible*.

Invite your child to complete the activity on page 2 of the chapter 12 activity booklet. *Answers will vary.*

Discover! (20 minutes)

Read the article on the second page of this home guide chapter. Review the key words, and ask the review questions.

Invite your child to complete the activity on page 3 of the chapter 12 activity booklet. *Answers will vary.*

Go! (10 minutes)

Choose one of the Family Activities on page 4 of the chapter 12 activity booklet to complete this week.

Encourage your child to complete the puzzle handout on the third page of this home guide chapter. *Answer: Christ gave his life for us. We must love one another. Final answer: Love shows itself in action.*

Conclude by praying the prayer on page 4 of the chapter 12 activity booklet.



Chapter 12

A Community of Love

Every family has experienced the death of loved ones: grandparents, aunts and uncles, perhaps even cousins or other young relatives. As Christians, we find great comfort in knowing that our loved ones who have died are still part of our family. They also continue to be part of our Church family.

Our Church family, the Body of Christ, includes many more people than those we see at Mass. The Body of Christ includes the entire **Communion of Saints**: all baptized followers of Christ on Earth, in Heaven, and in **Purgatory**. Our Church is a community of love—all the faithful, living and dead.

So how can we show love for everyone as Jesus commanded us? We can pray for people who have

died. We can also pray *with* the saints and with all who have died and now live with God in Heaven. At certain times during Mass, the priest reminds us that we pray with the saints and all those who have died in the faith. We honor all the saints on All Saints' Day (November 1) and ask them to pray for us. On All Souls' Day (November 2), we pray especially for all who have died. And we honor individual saints on feast days throughout the Church year.

Praying with the whole Church, living and dead, is one way we can share Jesus' message of love. We show our unity in love when we receive the Body and Blood of Christ in Holy Communion. What are some other ways you can show you are part of a community of love?

Key Words

Communion of Saints The Church: all who have been baptized in Christ who now live on Earth, in Heaven, and in Purgatory.

Purgatory A state of purification or cleansing that some people must undergo following death, before they can enter Heaven.

We Know and Live Our Faith

The following article and activity in the *We Know and Live Our Faith* resource correspond to the concepts introduced in this lesson:

- "The Communion of Saints" + activity, pages 13–14

If you have additional time, read the selection together, and invite your child to complete the activity.

Review

1. Whom does our Church family include?
2. What is the Communion of Saints?
3. How do we show that we are in communion with one another?

Turn this page upside down to check your answers!

1. The entire Communion of Saints. 2. The Communion of Saints refers to the Church: all who have been baptized in Christ who now live on Earth, in Heaven, and in Purgatory. 3. By praying together at Mass, observing the holy days during the year, and receiving Holy Communion.



Handout

Love One Another

Unscramble each of the words below and write them in the boxes to figure out the code. Then use the numbers to discover the final message. Finally, transfer the circled letter in your final answer to the spaces marked with the number 12 on the back of your folder.

TICHSR

--	--	--	--	--	--	--

19 6 10

VAGE

--	--	--	--

18 13

SIH

--	--	--

16 5

LEFI

--	--	--	--

1 21

FRO

--	--	--

15 2

SU

--	--

9

EW

--	--

8 4

TUMS

--	--	--	--

12 11

VOLE

--	--	--	--

14 3

NOE


--	--	--

7 17

NEHTAOR

--	--	--	--	--	--	--

23 22 20



Chapter 13

Discover! Finding Faith in Life

We Love God and Others

Scripture Focus: 1 Corinthians 13:4–8

Lesson Goals

- to recall that Jesus taught us to love God and others
- to describe what it means to be a loving person
- to identify that when we love we are like God

Parent Preview

- Review the Featured Story on page 1812 of *The Catholic Children's Bible* (1 Corinthians 13:4–8).
- Read the Background Reflection on page 4 of the chapter 13 activity booklet.
- Review this home guide chapter.

Get Ready! (10 minutes)

Pray the prayer on page 1 of the chapter 13 activity booklet.

Invite your child to brainstorm examples of qualities that are “love” and those that are “not love.”

Tell your child that today’s lesson focuses on what Jesus and Saint Paul taught us about what it means to be a loving person.

Dive In! (20 minutes)

Read the Featured Story on page 1812 of *The Catholic Children's Bible* (1 Corinthians 13:4–8).

Ask your child these questions:

- What are some qualities of love? (*Love is patient, kind, and happy with the truth.*)
- What are some qualities that love is not? (*Love is not jealous, conceited, proud, ill-mannered, irritable, selfish, or happy with evil. Love does not keep track of wrongs.*)

Read the Understand It!, Live It!, and Tell It! sections on page 1813 of *The Catholic Children's Bible*.

Invite your child to complete the activity on page 2 of the chapter 13 activity booklet. *Answers: Children should circle “faithful,” “kind,” “truthful,” “hopeful,” and “patient.” The pink letters are a, t, n, r, l, e, e. The last sentence is “Love is eternal.”*

Discover! (20 minutes)

Read the article on the second page of this home guide chapter. Review the key word, and ask the review questions.

Invite your child to complete the activity on page 3 of the chapter 13 activity booklet. *Answers will vary.*

Go! (10 minutes)

Choose one of the Family Activities on page 4 of the chapter 13 activity booklet to complete this week.

Encourage your child to complete the puzzle handout on the third page of this home guide chapter. *Answer: Love means treating people in a good way.*

Conclude by praying the prayer on page 4 of the chapter 13 activity booklet.



Chapter 13

One of a Kind, Created by God

Think of some people in your life whom you love no matter what: perhaps parents, siblings, friends, or other special people. Now think of times when you have found it difficult to love someone. What made it difficult? What did you do?

How do you know someone is a loving person? Jesus is our most important example of a loving person. He never gave up on us. He even died for us, so that we could be saved.

In today's reading, Saint Paul helps us understand the nature of true love. Showing love means more than just saying "I love you." We must **demonstrate**

love in all our actions. When we love others with patience, kindness, and forgiveness, we are like God. We are loving others just as God loves us.

Imagine that—when we show love by our words and actions, we are showing others God's love! Showing God's love is our responsibility as members of the Body of Christ, the Church. When we show love, we make Christ's Body more loving. The next time you find it hard to love someone, call on the Holy Spirit to strengthen you. The Holy Spirit is always by our side, ready to guide us to be the loving people Jesus commanded us to be.

Key Word

demonstrate To act out, or show.

We Know and Live Our Faith

The following articles and activity in the *We Know and Live Our Faith* resource correspond to the concepts introduced in this lesson:

- "Living Close to God," page 44
- "The Theological Virtues" + activity, pages 44–45

If you have additional time, read the selections together, and invite your child to complete the activity.

Review

1. Why is it our responsibility to show God's love to everyone?
2. Who is our most important example of being a loving person? Why?
3. Who are we most like when we love the way God wants us to?

Turn this page upside down to check your answers!

1. We are part of the Body of Christ, the Church. Showing love makes Christ's Body more loving. 2. Jesus is the most important example of a loving person. He never gave up on us and died for us so that we could be saved. 3. We are like God.



Chapter
13

Handout

Love God and Others

Use the code below to find the secret message. Determine the letter that goes in each blank by finding where the number and letter below the blank intersect on the code chart. Then transfer the circled letter in your final answer to the space marked with the number 13 on the back of your folder.

	A	B	C	D	E
1	W	S	I	P	O
2	M	T	G	E	Y
3	D	N	A	R	V
4	L	C	Z	B	X

<u>4A</u>	<u>1E</u>	<u>3E</u>	<u>2D</u>	<u>2A</u>	<u>2D</u>	<u>3C</u>	<u>3B</u>	<u>1B</u>
<u>2B</u>	<u>3D</u>	<u>2D</u>	<u>3C</u>	<u>2B</u>	<u>1C</u>	<u>3B</u>	<u>2C</u>	
	<u>1D</u>	<u>2D</u>	<u>1E</u>	<u>1D</u>	<u>4A</u>	<u>2D</u>		
		<u>1C</u>	<u>3B</u>		<u>3C</u>			
<u>2C</u>	<u>1E</u>	<u>1E</u>	<u>3A</u>	<u>1A</u>	<u>3C</u>	<u>2E</u>		



Chapter 14

Discover!

Finding Faith in Life

We Stand with Others

Scripture Focus: James 2:14–17

Lesson Goals

- to explain that faith is shown through action
- to state that we follow the example of Jesus when we reach out to those in need
- to identify that our faith is alive when we stand with others and help them

Parent Preview

- Review the Featured Story on page 1914 of *The Catholic Children's Bible* (James 2:14–17).
- Read the Background Reflection on page 4 of the chapter 14 activity booklet.
- Review this home guide chapter.

Get Ready! (10 minutes)

Pray the prayer on page 1 of the chapter 14 activity booklet.

Ask your child to name some things we can help to keep alive (pets, flowers, love, etc.).

Tell your child that together you will learn that keeping something alive requires action.

Dive In! (20 minutes)

Read the Featured Story on page 1914 of *The Catholic Children's Bible* (James 2:14–17).

Ask your child these questions:

- What is faith? (*belief and trust in God*)
- Can we say we have faith if our actions don't prove it? (*No, faith must be shown through action.*)
- Is it helpful to say, "Stay warm," but not help someone get what they need to stay warm? (*No, we must help them get what they need.*)

Read the Understand It!, Live It!, and Tell It! sections on page 1915 of *The Catholic Children's Bible*.

Invite your child to complete the activity on page 2 of the chapter 14 activity booklet.
Answers: 1. Answers can vary but should include things like food, water, clothing, shelter, and love. 2. We must show our faith in actions, not just words.

Discover! (20 minutes)

Read the article on the second page of this home guide chapter. Review the key word, and ask the review questions.

Invite your child to complete the activity on page 3 of the chapter 14 activity booklet.
Answers will vary.

Go! (10 minutes)

Choose one of the Family Activities on page 4 of the chapter 14 activity booklet to complete this week.

Encourage your child to complete the puzzle handout on the third page of this home guide chapter. *Answer: Faith without action is dead.*

Conclude by praying the prayer on page 4 of the chapter 14 activity booklet.





Chapter 14

Put the “Solid” in Solidarity

You have been learning that God is love, and the Church is a community of love. Think back on what you know about Jesus, life and teachings. What are some examples of Jesus showing us God’s love?

Having faith in God means we believe what Jesus told us—and showed us—about God. In today’s reading, Saint James says that if we have faith in God, we must keep that faith alive by acting on it, not just talking about it.

One important way to act on our faith is through **solidarity** with people in need. Something that is solid is hard to break apart. When we help people

in need, we join with them to provide solid support. Jesus stood in solidarity with others when he healed people, forgave them, and showed them God’s love. Following Jesus in our own loving actions keeps our faith alive. Each of us can also stand with others in different ways, because each of us has different gifts to put our faith into action.

The Church helps to gather all our talents and gifts to help people in a bigger way than each of us can do alone. The next time you go to church, look through the parish bulletin to find different ways your Church family is helping those in need. Consider supporting one of those efforts!

Key Word

solidarity Standing with people in need, so they are not alone.

We Know and Live Our Faith

The following article in the *We Know and Live Our Faith* resource corresponds to the concepts introduced in this lesson:

- “Living with Others in Society,” pages 46–47

If you have additional time, read the selection together, and ask some questions to check your child’s understanding.

Review

1. How do we keep our faith alive?
2. What does it mean to stand with someone?
3. Why does Saint James say that faith needs action?

Turn this page upside down to check your answers!

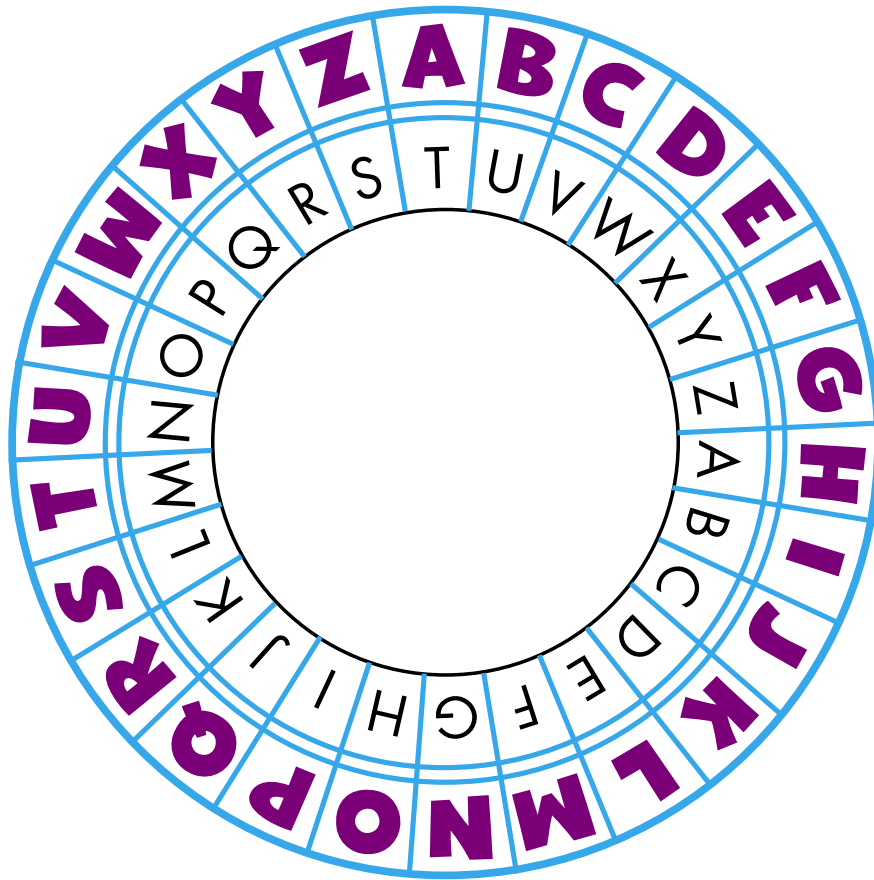
1. Through our actions. 2. When we stand with others, they are not alone. We stand in solidarity. 3. Because we must follow Jesus’ loving actions to keep our own faith alive.



Handout

Helping Others

Discover the important message! Use the letters in the smaller circle to write down the letters in the bigger circle. Then transfer the circled letter in your final answer to the space marked with the number 14 on the back of your folder.



Y T B M A P B M A H N M

T V M B H G B L W X T W



Chapter 15

Discover!

Finding Faith in Life

We Pray for What We Need

Scripture Focus: Matthew 7:7–11

Lesson Goals

- to state that God is our Father who wants to give us the things we need
- to identify that Jesus encourages us to ask God for what we need
- to explain that asking God for what we need is called a prayer of petition

Parent Preview

- Review the Featured Story on page 1464 of *The Catholic Children's Bible* (Matthew 7:7–11).
- Read the Background Reflection on page 4 of the chapter 15 activity booklet.
- Review this home guide chapter.

Get Ready! (10 minutes)

Pray the prayer on page 1 of the chapter 15 activity booklet.

Invite your child to imagine being stranded on a desert island and to decide on five essential needs for survival.

Tell your child that today's lesson explores the difference between asking God for what we need and asking him for what we want.

Dive In! (20 minutes)

Read the Featured Story on page 1464 of *The Catholic Children's Bible* (Matthew 7:7–11).

Ask your child these questions:

- What is Jesus trying to tell us about prayer? (*We have to ask for what we need, and God will give it to us.*)
- What does Jesus mean when he says that the door will open when we knock? (*Jesus is saying that when we reach out, God welcomes us.*)
- Why does God want good things for us? (*He loves us and he is the best father.*)

Read the Understand It!, Live It!, and Tell It! sections on page 1465 of *The Catholic Children's Bible*.

Invite your child to complete the activity on page 2 of the chapter 15 activity booklet.
Answers: asks, seeks, knock. Final prayer will vary.

Discover! (20 minutes)

Read the article on the second page of this home guide chapter. Review the key word, and ask the review questions.

Invite your child to complete the activity on page 3 of the chapter 15 activity booklet.
Answers: 1. P, 2. I, 3. I, 4. P, 5. I

Go! (10 minutes)

Choose one of the Family Activities on page 4 of the chapter 15 activity booklet to complete this week.

Encourage your child to complete the puzzle handout on the third page of this home guide chapter. *Answer: prayer of petition*

Conclude by praying the prayer on page 4 of the chapter 15 activity booklet.



Chapter 15

Ask and Receive

A new video game. Patience. Candy. Good health. A parent's love. A can of soda. Which of these items is something you might need for life or holiness? Which is something you only want, but don't truly need?

We can always turn to God, our Father, when we are in need. Asking God for our own needs is called a prayer of **petition**. (A prayer of intercession asks God to help someone else.) But keep in mind that praying for what we *need* is different from praying for what we want.

God wants what is good for us. He alone knows what we truly need, and he always answers our prayers. But he doesn't always answer in the way we expect—or in the time we expect. When we look for

God in our lives, we can see how he has answered our prayers in different ways.

In today's reading, Jesus teaches us to ask God for what we need. Why must we ask God for what we need when he already knows everything? Remember that Jesus wants us to have a relationship with God. In any relationship, we grow closer to someone as we talk to and listen to that person. So we also grow closer to God when we talk with him in prayer, even when we ask for something he already knows we need.

Think of something you recently asked God for. Spend a few moments thinking back on your life since you offered that prayer. You might find that God answered your prayer in a way you didn't expect!

Key Word

petition A request.

We Know and Live Our Faith

The following article and activity in the *We Know and Live Our Faith* resource correspond to the concepts introduced in this lesson:

- "The Prayer of Petition" + activity, pages 54–55


If you have additional time, read the selection together, and invite your child to complete the activity.

Review

1. Why does Jesus want us to ask God for what we need?
2. What is the difference between a need and a want?
3. What do we call our prayers when we pray for ourselves?

Turn this page upside down to check your answers!

1. Jesus wants us to grow in our relationship with God.
2. A need is something we need to live our life and be with God. A want can be anything we don't need for survival or holiness. 3. Petitions.



Chapter
15

Handout

Asking for What We Need

Use the code below to discover the type of prayer in which we ask God for what we need. Then transfer the circled letter in your final answer to the spaces marked with the number 15 on the back of your folder.

A •-	J •---	S •••
B -•••	K -•-	T -
C -•-•	L •-••	U ••-
D -••	M --	V •••-
E •	N -•	W •--
F ••-•	O ---	X -••-
G --•	P •-••	Y -•--
H ••••	Q --•-	Z --••
I ••	R •-•	

--- •- •- •- •- •- •- •-

○
••• • - •• - •• - •• - •• - •• - ••



Chapter 16

Discover!

Finding Faith in Life

The Church Is Catholic and Apostolic

Scripture Focus: Acts of the Apostles 1:8–11

Lesson Goals

- to recall that the Holy Spirit came upon the Apostles at Pentecost
- to identify that the Holy Spirit gave the Apostles the power to go into the whole world to preach the message of Jesus
- to state that the Holy Spirit gives us power to spread God's Kingdom of peace on Earth

Parent Preview

- Review the Featured Story on page 1710 of *The Catholic Children's Bible* (Acts 1:8–11).
- Read the Background Reflection on page 4 of the chapter 16 activity booklet.
- Review this home guide chapter.

Get Ready! (10 minutes)

Pray the prayer on page 1 of the chapter 16 activity booklet.

Ask your child to show you how she or he looks when worried or panicked. Point out that the Apostles felt that way when Jesus asked them to share the Good News.

Tell your child that today's lesson focuses on how Jesus promised to send the Holy Spirit to help the Apostles preach Jesus' message.

Dive In! (20 minutes)

Read the Featured Story on page 1710 of *The Catholic Children's Bible* (Acts 1:8–11).

Ask your child these questions:

- Whom did Jesus say he would send to his followers to give them power to preach the Good News? (*the Holy Spirit*)
- What does it mean to be a witness for Jesus? (*to announce the truth about him.*)
- Where did Jesus go after he spoke to his followers? (*He rose into Heaven and disappeared in a cloud.*)

Read the Understand It!, Live It!, and Tell It! sections on page 1711 of *The Catholic Children's Bible*.

Invite your child to complete the activity on page 2 of the chapter 16 activity booklet.
Answers: 1. power, 2. truth, 3. Holy Spirit, 4. cloud, 5. two, 6. person, 7. fixed

Discover! (20 minutes)

Read the article on the second page of this home guide chapter. Review the key word, and ask the review questions.

Invite your child to complete the activity on page 3 of the chapter 16 activity booklet.
Answers: 1. peace; 2. kingdom, Good; 3. everyone; 4. Holy. Circled letters: a, n, o, e, l;
Answer to number 5: alone

Go! (10 minutes)

Choose one of the Family Activities on page 4 of the chapter 16 activity booklet to complete this week.

Encourage your child to complete the puzzle handout on the third page of this home guide chapter. Answer: *Catholic and Apostolic*

Conclude by praying the prayer on page 4 of the chapter 16 activity booklet.



Chapter 16

Catholic and Apostolic

What is some recent good news in your life? How did you share that news? Were you excited to share your news?

Jesus' final command to his followers was to go out and share his Good News. What was Jesus' Good News? First: God loves us and sent Jesus to us. Second: Jesus gave his life for us, is risen from the dead, and is with us every day.

In a previous lesson, you learned about the Marks of the Church: specifically, our belief that the Church is One and Holy. We also say that the Church is Catholic and Apostolic. The word **catholic**, with a small c, means "universal." The Church is catholic because Jesus wanted all people everywhere, in all times, to hear the Good News.

Key Words

catholic Universal, applying to everyone.

We Know and Live Our Faith

The following articles in the *We Know and Live Our Faith* resource correspond to the concepts introduced in this lesson:

- "The Church Is Catholic" and "The Church Is Apostolic," page 16

If you have additional time, read the selections together, and ask some questions to check your child's understanding.

The Church is Apostolic because we can trace it all the way back to the Apostles, whom Jesus sent out to spread the Good News. In today's reading, we learn that Jesus promised to send his Holy Spirit to give the Apostles the power to go and preach his message. And Jesus kept his promise! The Holy Spirit came upon the Apostles at Pentecost, giving them the ability and courage to share the Good News. That is why we call Pentecost the birthday of the Church.

Today, we also meet Jesus through the power of the Holy Spirit in the sacraments, especially Baptism, Confirmation, and the Eucharist. The Holy Spirit gives us the power to spread God's Kingdom on Earth by being peacemakers, praying, and helping one another.

Review

1. Who came to the Apostles at Pentecost?
2. Why is our Church Catholic and Apostolic?
3. What did the Holy Spirit do for the Apostles?
4. What does the Holy Spirit do for us?

Turn this page upside down to check your answers!

1. The Holy Spirit. 2. The Church is Catholic because it is universal, and Apostolic because it can be traced back to the Apostles. 3. The Holy Spirit gave the Apostles the power to share the message of Jesus. 4. The Holy Spirit helps us spread God's Kingdom on Earth by being peacemakers, praying, and helping others.



Handout

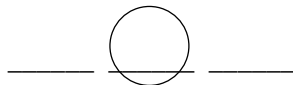
Marks of the Church

Unscramble the tiles to reveal two of the four Marks of the Church. Write your final answer on the spaces below. Then transfer the circled letter in your final answer to the space marked with the number 16 on the back of your folder.

OLI IC CAT

AP C HOL OST AND

--	--	--	--	--	--	--	--





Chapter 17

Discover!

Finding Faith in Life

The Church Cares for the Sick

Scripture Focus: James 5:13–16

Lesson Goals

- to recall that a sacrament is a meeting with Jesus
- to state that the Sacrament of Anointing of the Sick is a Sacrament of Healing
- to explain that the Sacrament of Anointing of the Sick strengthens the sick and, if God wills, brings healing

Parent Preview

- Review the Featured Story on page 1918 of *The Catholic Children's Bible* (James 5:13–16).
- Read the Background Reflection on page 4 of the chapter 17 activity booklet.
- Review this home guide chapter.

Get Ready! (10 minutes)

Pray the prayer on page 1 of the chapter 17 activity booklet.

Brainstorm with your child the contents of a first aid kit (bandages, gauze, ointment, etc.). Explain that a first aid kit helps people who are sick or injured.

Tell your child that today's lesson explores how the Church continues Jesus' work by giving strength and comfort to people who are sick.

Dive In! (20 minutes)

Read the Featured Story on page 1918 of *The Catholic Children's Bible* (James 5:13–16).

Ask your child these questions:

- What should those who are sick do, according to James? (*They should call for the elders, the leaders of the local church.*)
- What will God do when the leaders offer their prayers in good faith? (*God will forgive the sins of the sick person and help him or her feel better.*)

Read the Understand It!, Live It!, and Tell It! sections on page 1919 of *The Catholic Children's Bible*.

Invite your child to complete the activity on page 2 of the chapter 17 activity booklet.
Answers: 1. pray for them, 2. rub oil on them, 3. heal the sick

Discover! (20 minutes)

Read the article on the second page of this home guide chapter. Review the key word, and ask the review questions.

Invite your child to complete the activity on page 3 of the chapter 17 activity booklet.
Answers will vary.

Go! (10 minutes)

Choose one of the Family Activities on page 4 of the chapter 17 activity booklet to complete this week.

Encourage your child to complete the puzzle handout on the third page of this home guide chapter. *Answer: Sacraments of Healing*

Conclude by praying the prayer on page 4 of the chapter 17 activity booklet.




 Chapter
17

Anointing of the Sick

Today's reading reminds those who are sick to ask the Church elders to **anoint** them with olive oil in Jesus' name. Many families cook with olive oil, but it is also good for the skin. If you have olive oil, rub a little on your hands. Notice how soft your skin feels afterward. For thousands of years, people have valued olive oil for its ability to soothe and heal.

Jesus spent much of his life healing and comforting sick people. We meet Jesus in every sacrament, but we have two specific Sacraments of Healing. The Sacrament of Penance and Reconciliation heals our relationships with God and others. The Sacrament of Anointing of the Sick helps people who are seriously ill or injured, including older people who experience more illness and physical struggles.

Key Word

anoint To apply or rub holy oil, as in the Sacraments of Baptism, Confirmation, Holy Orders, and Anointing of the Sick.

We Know and Live Our Faith

The following article in the *We Know and Live Our Faith* resource corresponds to the concepts introduced in this lesson:

- "The Sacrament of Anointing of the Sick," pages 38–39

If you have additional time, read the selection together, and ask some questions to check your child's understanding.

Anointing of the Sick today remains very similar to what Saint James describes! The priest uses Oil of the Sick (olive oil that has been blessed by the bishop) to make a cross on the forehead and hands of the person receiving the sacrament. The priest asks Jesus to send the sick person love, mercy, and strength, through the grace of the Holy Spirit. Then the priest hears the person's confession, if possible, and forgives his or her sins.

This sacrament does not miraculously heal a person—although it can, if that is God's will! But it does offer spiritual and emotional healing to help someone cope with a serious illness. In this sacrament, priests and bishops bring us God's healing love, through the power of the Holy Spirit.

Review

1. What kind of Sacrament is Anointing of the Sick?
2. What does the priest use to anoint the sick person?
3. What does this sacrament do for a sick person?

Turn this page upside down to check your answers!

1. A Sacrament of Healing. 2. Oil of the Sick, which is olive oil that has been blessed by the bishop. 3. It offers the sick person healing, strength, forgiveness, and peace through the power of the Holy Spirit.

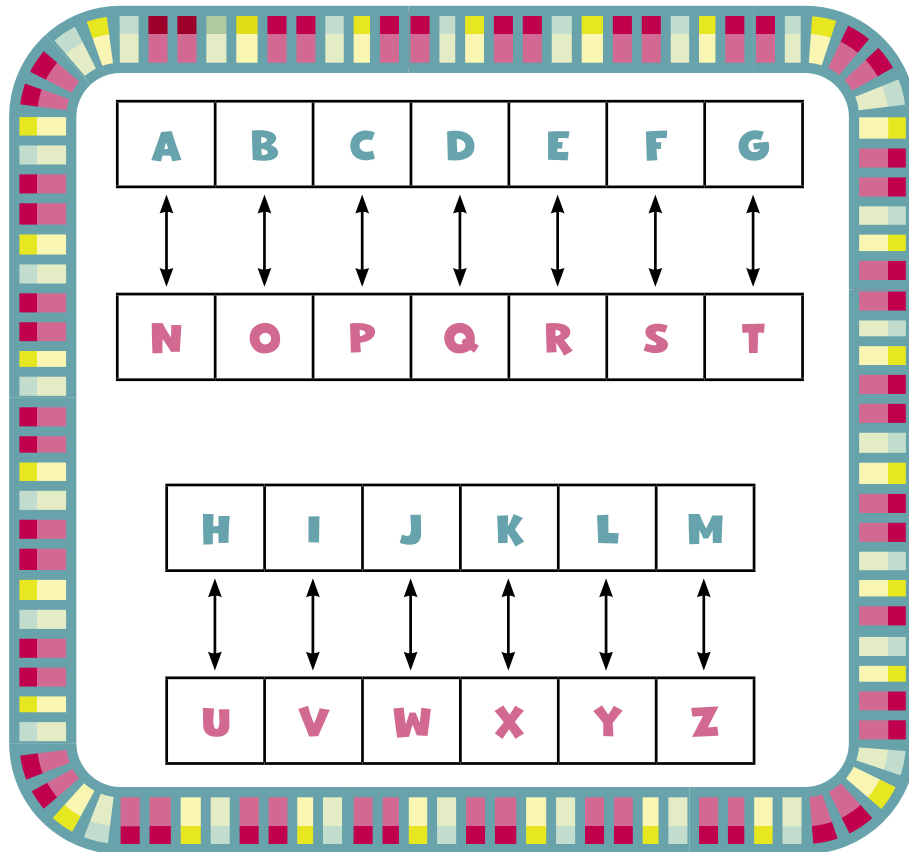


Chapter
17

Handout

Prayers for Healing

Use the code below to recall what we call the Sacrament of Penance and Reconciliation and the Sacrament of Anointing of the Sick. Then transfer the circled letter in your final answer to the space marked with the number 17 on the back of your folder.



○

F N P E N Z R A G F B S

U R N Y V A T



Chapter 18

Discover! Finding Faith in Life

We Are Called to Share the Good News

Scripture Focus: Matthew 28:16–20

Lesson Goals

- to explain that Jesus sent his disciples to spread the Good News
- to state that we spread the Good News by talking about Jesus and living his teachings
- to affirm that Jesus is with us always as we live as his disciples and lead other people to him

Parent Preview

- Review the Featured Story on page 1520 of *The Catholic Children's Bible* (Matthew 28:16–20).
- Read the Background Reflection on page 4 of the chapter 18 activity booklet.
- Review this home guide chapter.

Get Ready! (10 minutes)

Pray the prayer on page 1 of the chapter 18 activity booklet.

Invite your child to recall a favorite story about Jesus from the Gospels. Ask why your child likes this story so much and what we can learn from it.

Tell your child that today's lesson explores how we are called to learn about and share the Good News of Jesus with other people.

Dive In! (20 minutes)

Read the Featured Story on page 1520 of *The Catholic Children's Bible* (Matthew 28:16–20).

Ask your child these questions:

- What did Jesus tell the disciples to do? (*He told them to go and tell people about him, make them into his followers, baptize them, and teach people what Jesus had taught them.*)
- How long will Jesus be with them? (*"always, to the end of the age" [verse 20], meaning forever*)

Read the Understand It!, Live It!, and Tell It! sections on page 1521 of *The Catholic Children's Bible*.

Invite your child to complete the activity on page 2 of the chapter 18 activity booklet. *Answers: everywhere, disciples, baptize, Father, Spirit, obey*

Discover! (20 minutes)

Read the article on the second page of this home guide chapter. Review the key word, and ask the review questions.

Invite your child to complete the activity on page 3 of the chapter 18 activity booklet. *Answers will vary.*

Go! (10 minutes)

Choose one of the Family Activities on page 4 of the chapter 18 activity booklet to complete this week.

Encourage your child to complete the puzzle handout on the third page of this home guide chapter. *Answer: Go and make disciples.*

Conclude by praying the prayer on page 4 of the chapter 18 activity booklet.



Chapter 18

Share the Good News

Where did you first learn the Good News about Jesus? Some people grow up hearing the Good News from the time they were babies. Other people discover the Good News later in their lives. Now think about all the ways you learn the Good News about Jesus: from the Bible, from your family, during Mass, and from religion classes.

The word **gospel** even means “good news.” Think about the four Gospels in the New Testament: Matthew, Mark, Luke, and John. These four books share the Good News about the life, death, and Resurrection of Jesus. They pass on all that Jesus came to teach us.

The Holy Spirit came to give the Apostles the power to share the Good News and make new followers of Christ. And the Holy Spirit remains with us today, to give us the courage and the words to share

the Gospel. As we learn about Jesus and his message, we share the Good News through our words, when we talk about Jesus. We also share the Good News through our actions, as we live out his teachings.

Think about some ways you can begin to share the Good News. Here are some ideas to get started!

- Learn more about Jesus in your religious classes and other groups.
- Share what you learn about Jesus, especially when you talk with friends.
- Be loving to other people, as Jesus showed God’s love to others.
- Support groups that share Jesus’ message and live out his teachings, including missionary groups and religious orders.

Key Word

gospel Good news.

We Know and Live Our Faith

The following articles in the *We Know and Live Our Faith* resource correspond to the concepts introduced in this lesson:

- “The Holy Spirit,” page 11
- “The Church Is Catholic,” page 16

If you have additional time, read the selections together, and ask some questions to check your child’s understanding.

Review

1. How does the Holy Spirit help us today?
2. What does the word *gospel* mean?
3. What are some ways we can share the Good News?

Turn this page upside down to check your answers!

1. The Holy Spirit gives us the courage and the words to share the Good News.
2. Good news. 3. Answers will vary.



Chapter
18

Handout

Jesus Sends Us Out

Starting at the top and going left to right, find all of the letters that do not have a dot next to them. Transfer these letters, in order, to the spaces below to find the special message from Jesus. Then transfer the circled letter in your final answer to the space marked with the number 18 on the back of your folder.

S.	G	U.	J.	G.	T.	O	F.	E.	D.
V.	L.	M.	N.	C.	G.	F.	T.	Y.	B.
V.	A	Y.	F.	R.	E.	W.	Q.	P.	L.
M.	X.	B.	N	Z.	A.	D	S.	R.	E.
T.	G.	M	I.	K.	U.	G.	F.	H.	A
U.	F.	H.	K	U.	H.	I.	H.	Y.	Q.
O.	E	X.	K.	D	U.	T.	I	B.	N.
S	N.	C	H.	Y.	H.	Y.	I	R.	P
L	S.	G.	E	I.	O.	K.	U.	S	T.

----- ○ -----



Chapter 19

Discover!

Finding Faith in Life

We Share God's Mercy and Love

Scripture Focus: Matthew 5:6–9

Lesson Goals

- to explain that God wants us to be happy
- to identify that Jesus taught us how to be happy by living the Beatitudes
- to state that sharing God's mercy with the poor and vulnerable will bring happiness

Parent Preview

- Review the Featured Story on page 1456 of *The Catholic Children's Bible* (Matthew 5:6–9).
- Read the Background Reflection on page 4 of the chapter 19 activity booklet.
- Review this home guide chapter.

Get Ready! (10 minutes)

Pray the prayer on page 1 of the chapter 19 activity booklet.

Ask your child to think of several positive messages that could appear on bumper stickers that begin with "Be . . ." (such as, "Be kind!")

Tell your child that today's lesson focuses on the Beatitudes: Jesus' teachings about ways to live that will make us happy in a lasting way.

Dive In! (20 minutes)

Read the Featured Story on page 1456 of *The Catholic Children's Bible* (Matthew 5:6–9).

Ask your child these questions:

- What does it mean to be merciful? (*being kind to someone who needs help or asks forgiveness*)
- What does it mean to be pure of heart? (*being without sin*)
- Why does working for peace make us happy? (*God will call us his children.*)

Read the Understand It!, Live It!, and Tell It! sections on page 1457 of *The Catholic Children's Bible*.

Invite your child to complete the puzzle on page 2 of the chapter 19 activity booklet. *Answers: See solution on the third page of this home guide chapter.*

Discover! (20 minutes)

Read the article on the second page of this home guide chapter. Review the key word, and ask the review questions.

Invite your child to complete the activity on page 3 of the chapter 19 activity booklet. *Answers will vary.*

Go! (10 minutes)

Choose one of the Family Activities on page 4 of the chapter 19 activity booklet to complete this week.

Encourage your child to complete the puzzle handout on the fourth page of this home guide chapter. *Answers: 1. them, 2. call, 3. pure, 4. peace, 5. fully. Final answer: Happy*

Conclude by praying the prayer on page 4 of the chapter 19 activity booklet.




 Chapter
19

"Be" Attitudes

If everyone were merciful and kind, how would the world be different? If everyone were pure of heart and avoided sin, how would the world be different? If everyone tried to be a peacemaker, how would the world be different?

These qualities, from today's reading, come from a longer text of Jesus' teachings called the Beatitudes. The **Beatitudes** are eight attitudes and behaviors that tell us who to be and how to treat one another, to develop lasting happiness. He especially asks us to show God's mercy to the poor and vulnerable, who can't even think about what they want because they are so worried about meeting their needs.

Think about the toys that made you happy when you were younger. Often, that toy you had to have

when you were in kindergarten does not appeal to you, now that you are a bigger kid. But now you may want something else! We grow and change, and this is good. But this means that most things in life make us happy in only a temporary way. Think back on our earlier lessons about wants and needs. A piece of candy makes you happy for a moment, but the love you share with your family is lasting.

In the Beatitudes, Jesus is teaching us about lasting happiness, a kind of happiness that comes from the kind of person we are, not from the things we have. We can't change the whole world. But we can change who we are and our own attitudes. Lasting happiness comes from loving God and our neighbor. When we open our hearts and share God's mercy and peace with others, we can be truly happy!

Key Word

Beatitudes Jesus' teachings about ways to love God and our neighbor that will bring us permanent happiness.

We Know and Live Our Faith

The following articles in the *We Know and Live Our Faith* resource correspond to the concepts introduced in this lesson:

- "Living Like the Blessed Trinity," page 46
- "The Common Good," page 47

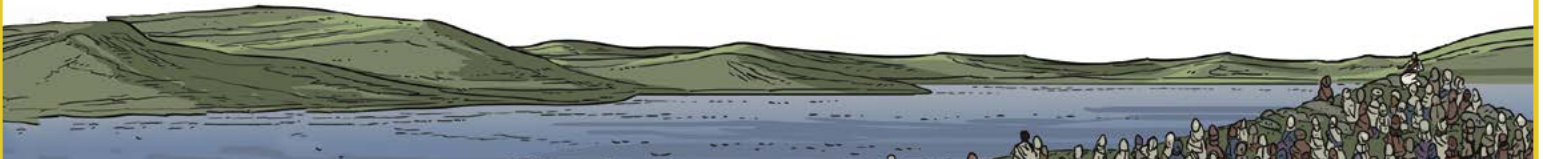
If you have additional time, read the selections together, and invite your child to complete the activity.

Review

1. What did Jesus teach us about lasting happiness?
2. Why do toys and things give us happiness that is often temporary?
3. How does being kind to people who have less help us be happy?

Turn this page upside down to check your answers!

1. He gave us teachings called the Beatitudes, ways of loving God and our neighbor that bring us permanent happiness. 2. We grow and change. 3. We know we are living the way Jesus taught, and are sharing God's mercy with the poor.



Answer Key

P	P	C	B	C	T	H	H
U	H	H	K	O	G	A	E
R	O	I	P	B	J	P	A
E	T	L	E	L	S	P	R
S	H	D	A	Y	T	Y	T
M	E	R	C	I	F	U	L
G	R	E	E	I	G	O	D
X	S	N	Q	J	M	F	V


 Chapter
19


 Handout

The Beatitudes

Use the Featured Story in *The Catholic Children's Bible* (page 1456) to complete the following sentences. Write the letters of the missing words on the lines below. Then use the letters that appear in the box to discover what we will be when we follow the example of Jesus. Finally, transfer the circled letter in your final answer to the spaces marked with the number 19 on the back of your folder.

1. God will be merciful to ____!
2. "God will ____ them his children!"
3. The ____ in heart will see God!
4. Those who work for ____ will be called God's children.
5. "God will satisfy them ____."

1. _____

2. _____

3. _____

4. _____

5. _____

○ _____



(The scriptural quotations on this handout are from the Good News Translation® [Today's English Version, Second Edition]. Copyright © 1992 by the American Bible Society. All rights reserved. Bible text from the Good News Translation [GNT] is not to be reproduced in copies or otherwise by any means except as permitted in writing by the American Bible Society, 1865 Broadway, New York, NY 10023 [www.americanbible.org].)



Chapter 20

Discover!

Finding Faith in Life

We Praise and Bless God

Scripture Focus: Psalm 103:1–5

Lesson Goals

- to state that we are blessed by God and that we can bless God
- to identify that we bless and praise God for the gifts he has given to us
- to define a prayer of blessing as a prayer of praise to God

Parent Preview

- Review the Scripture on page 920 of *The Catholic Children's Bible* (Psalm 103:1–5).
- Read the Background Reflection on page 4 of the chapter 20 activity booklet.
- Review this home guide chapter.

Get Ready! (10 minutes)

Pray the prayer on page 1 of the chapter 20 activity booklet.

Invite your child to join you in naming some ways God has blessed your family.

Tell your child that together you will learn about ways we bless and praise God for the gifts he has given to us.

Dive In!

Read the Scripture on page 920 of *The Catholic Children's Bible* (Psalm 103:1–5).

Ask your child these questions:

- What should we not forget about God? (*how kind God is*)
- What does the passage say God blesses us with? (*love and mercy*)
- What does the passage say God fills our life with? (*good things*)

Read the Understand It! and Live It! sections on page 1 of the chapter 20 activity booklet. Invite your child to retell the Scripture passage in his or her own words.

Invite your child to complete the activity on page 2 of the chapter 20 activity booklet.
Answers: 1. Praise his holy name. 2. God forgives me. 3. God heals me. 4. God keeps me. 5. God blesses me. 6. God fills my life. Final unscrambled phrase: Praise the Lord.

Discover! (10 minutes)

Read the article on the second page of this home guide chapter. Review the key word, and ask the review questions.

Invite your child to complete the activity on page 3 of the chapter 20 activity booklet.
Answers will vary.

Go!


Choose one of the Family Activities on page 4 of the chapter 20 activity booklet to complete this week.

Encourage your child to complete the puzzle handout on the third page of this home guide chapter. *Answer: Praise the Lord.*

Invite your child to complete any uncompleted puzzle handouts, now or later.

Ask your child to share what the completed master puzzle on the folder says. *Answer: We are an important part of the Church!*

Conclude by praying the prayer on page 4 of the chapter 20 activity booklet.




 Chapter
20

Alleluia! Praise the Lord!

Everyone loves praise! When you do well on a test, you like it when your teacher praises you. When your parents make an especially tasty dinner, they like to hear that you enjoyed it. When your brother or sister scores a goal, they feel good when you congratulate them. Everyone needs to hear praise.

Did you know we also need to praise God? We bless and praise God for many different reasons. A prayer of praise to God is also called a prayer of blessing. In today's reading, we praise and bless God for being kind, for forgiving us, for healing us, and for filling our lives with good things. Many other prayers praise God for his creation: the sun, the moon, the water, the air we breathe, and all the animals and plants.

Key Word

Alleluia Means "Praise the Lord!"

We Know and Live Our Faith

The following article and activity in the *We Know and Live Our Faith* resource correspond to the concepts introduced in this lesson:

- "The Prayer of Blessing" + activity, pages 52–53

If you have additional time, read the selection together, and invite your child to complete the activity.

We can praise God in many different ways. We can shout or sing praise. We can also praise God through our actions, such as when we help our parents, show kindness to a classmate, or pray for someone in need. The Mass is one of our most important ways to praise God. The entire Mass is one prayer of praise and thanksgiving, during which we sing, listen, and pray together.

We should include praise for God whenever we talk to him in prayer. When we pray to God, we show him we are his children. **Alleluia!** Praise the Lord! Glory to God in the highest!

Review

1. What are some words we use to praise God?
2. What is a prayer of blessing?
3. How is the Mass a prayer of praise?

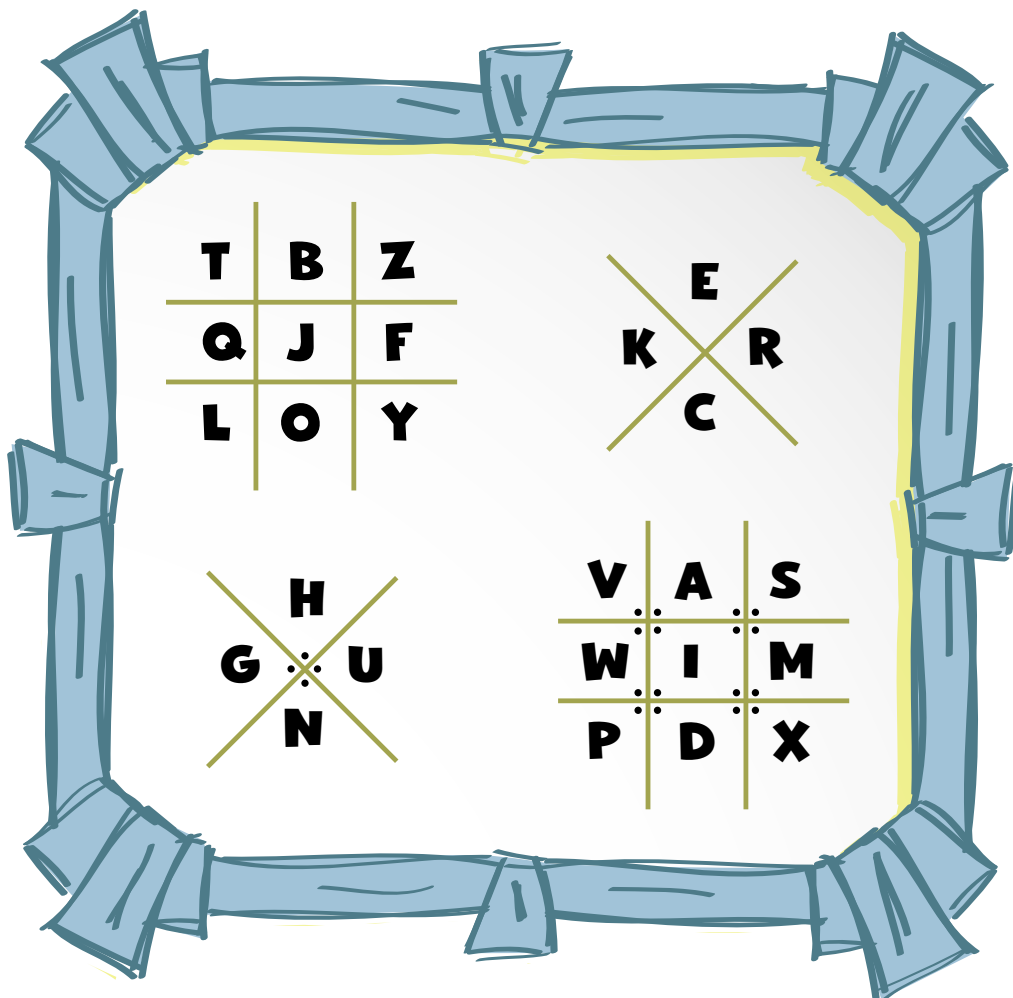
Turn this page upside down to check your answers!

1. Bless, praise, alleluia, glory. 2. A prayer of praise to God. 3. The entire Mass is one prayer of praise and thanksgiving.



The Love of God

Use the code below to find the secret message. Then transfer the circled letter in your final answer to the spaces marked with the number 20 on the back of your folder.







Discover!

Finding Faith in Life

We Follow God

Scripture Focus: Psalm 23:1–6

Lesson Goals

- to define the Feast of All Saints as the day we honor all the saints in Heaven
- to identify the saints as those people who followed God closely in their lives
- to state that we too can become saints if we follow God our shepherd

Parent Preview

- Review the Featured Story on page 854 of *The Catholic Children's Bible* (Psalm 23:1–6).
- Read the Background Reflection on page 4 of the All Saints' Day activity booklet.
- Review this home guide chapter.

Get Ready! (10 minutes)

Pray the prayer on page 1 of the All Saints' Day activity booklet.

Invite your child to think of someone she or he considers a personal hero. Discuss why that person is a hero. Point out that the Church's heroes are called saints.

Tell your child that today's lesson explores how much God cares for us and watches over us as we learn to be saints, or holy people.

Dive In! (20 minutes)

Read the Featured Story on page 854 of *The Catholic Children's Bible* (Psalm 23:1–6).

Ask your child these questions:

- How does a shepherd take care of sheep?
(by leading them to food, water, and safety; by keeping danger away, protecting them)
- How does God act like a good shepherd?
(by guiding us and providing us with all we need)
- How does God protect us? (Accept all reasonable responses.)

Read the Understand It!, Live It!, and Tell It! sections on page 855 of *The Catholic Children's Bible*.

Invite your child to complete the activity on page 2 of the All Saints' Day activity booklet. Answers: See solution on the third page of this home guide chapter.

Discover! (20 minutes)

Read the article on the second page of this home guide chapter. Review the key word, and ask the review questions.

Go! (10 minutes)

Choose one of the Family Activities on page 4 of the All Saints' Day activity booklet to complete this week.

Conclude by praying the Family Prayer on page 4 of the All Saints' Day activity booklet, or use the prayer service on page 3 of the activity booklet. Consider creating a prayer space with pictures of your family's patron saints. Take turns reading the "Reader" parts with your child, as you both respond, "Pray for us," or invite other family members to participate.





Heroes of the Church

Perhaps you have seen movies about superheroes who use amazing powers to help people. Did you know that the Church has heroes, too? We call our heroes **saints**.

Saints are holy people who have lived good lives, following God and helping others. The saints love God because he provides for us and cares for us like a shepherd—just as today's reading describes. We can also become saints, or holy people, if we follow God as our shepherd.

Just like we look up to superheroes, we can also look up to the saints and use their lives as examples to follow. The saints show us how to be good people: how to help others, how to pray, and how to love

God. By doing these things, we can one day become saints as well. God wants us all to become saints!

We can always ask the saints to pray for us. We can pray to specific saints by name, or we can ask all the saints, together, to ask God to help us be happy, healthy, and faithful. We celebrate the saints in a special way—even those whose names we don't know—on All Saints' Day, which we celebrate every November 1. On this Feast of All Saints, we remember all good and holy people who now live with God in Heaven.

Who is your patron saint? Talk to your saint today, and ask him or her to pray for you and guide you as you work to become a hero of the Church.

Key Word

saints Holy people who have lived good lives, following God and helping others.

We Know and Live Our Faith

The following articles and activities in the *We Know and Live Our Faith* resource correspond to the concepts introduced in this lesson:

- "The Church Has Two Parts," page 12
- "The Communion of Saints" + activity, pages 13–14
- "Saints and the Church Year" + activity, pages 30–32
- "The Prayer of Intercession" + activity, pages 56–57

If you have additional time, read the selections together, and invite your child to complete the activities.

Review

1. Why is it important to remember saints?
2. When do we celebrate the Feast of All Saints?
3. Do we remember only famous saints on All Saints' Day?


Turn this page upside down to check your answers!

1. They are an example for us. They show us how to be good people, how to help others, how to pray, and how to love God. 2. November 1. 3. No, we remember even those we don't know by name. We remember all good and holy people who are with God.





Answer Key





Discover!

Finding Faith in Life

The King Is Coming

Scripture Focus: Isaiah 9:6–7

Lesson Goals

- to recall that Advent is a time of preparation for the celebration of the birth of Christ
- to identify Jesus Christ as the special king that Isaiah promised
- to name the special titles and characteristics of Jesus our King

Parent Preview

- Review the Featured Story on page 1102 of *The Catholic Children's Bible* (Isaiah 9:6–7).
- Read the Background Reflection on page 4 of the Advent activity booklet.
- Review this home guide chapter.

Get Ready! (10 minutes)

Pray the prayer on page 1 of the Advent activity booklet.

Ask your child to share how he or she feels when waiting for something.

Tell your child that today's lesson explores Advent as a time of preparation for the celebration of the birth of Christ. Explain that, during Advent, the whole Church waits together to celebrate the birth of Christ at Christmas.

Dive In! (20 minutes)

Read the Featured Story on page 1102 of *The Catholic Children's Bible* (Isaiah 9:6–7).

Ask your child these questions:

- What kind of child will be born? (*a son and a ruler*)
- Does Isaiah know his name? What does Isaiah call him? (*Isaiah doesn't know his name. He calls him Wonderful Counselor, Mighty God, Eternal Father, and Prince of Peace.*)
- How long will this king rule? (*See verse 7.*)

Read the Understand It!, Live It!, and Tell It! sections on page 1103 of *The Catholic Children's Bible*.

Invite your child to complete the activity on page 2 of the Advent activity booklet.
Answers: 1. Wonderful Counselor; 2. Mighty God; 3. Eternal Father; 4. Prince of Peace; 5. peace; 6. right, justice; 7. end, time


Discover! (20 minutes)

Read the article on the second page of this home guide chapter. Review the key word, and ask the review questions.

Go! (10 minutes)

Choose one of the Family Activities on page 4 of the Advent activity booklet to complete this week.

Conclude by praying the Family Prayer on page 4 of the Advent activity booklet, or use the prayer service on page 3 of the activity booklet. Use your family's Advent wreath (or a picture of an Advent wreath) as the focal point. Consider inviting your child to read the Leader parts.





Come, Lord Jesus

During **Advent**, you will probably see a big wreath with four candles in your church building. Your family might have an Advent wreath in your home. An Advent wreath is a way to help us count the weeks until we celebrate the birthday of Jesus at Christmas. Each Sunday, for four weeks before Christmas, we light one candle on the wreath.

The colors of the wreath are important. The evergreen branches remind us that God's love and care are always alive and fresh. Three candles are purple, a color that reminds us of preparation, waiting, and repentance for our sins. On the third

Sunday of Advent, we light the pink candle, which reminds us to be joyful and happy because Christmas is almost here.

Finally, the yellow flames of the lit candles remind us that Jesus is the light of the world. He shows us the way and keeps us from wandering in the darkness. When we follow him, we share his light and love with others.

The word *Advent* means "coming." Lighting each candle on the Advent wreath is a wonderful reminder that the Light of Christ is coming soon. Come, Lord Jesus, come!

Key Word

Advent Means "coming"; the season of the Church year when we prepare for the celebration of Christmas and the coming of Christ among us.

We Know and Live Our Faith

The following article and activity in the *We Know and Live Our Faith* resource correspond to the concepts introduced in this lesson:

- "The Church Year" + activity, pages 28–29

If you have additional time, read the selection together, and invite your child to complete the activity.

Review

1. What do we do during Advent?
2. What do the colors of the Advent wreath mean: green, purple, and pink?
3. What do the candles of the Advent wreath teach us?

Turn this page upside down to check your answers!

1. We prepare for the coming of Jesus at Christmas.
2. The color green reminds us that God's love is everlasting. The color purple means preparation and waiting. The color pink means hope and joy. 3. That Jesus is the light of the world. We are lights too, when we share his light and love.





Discover!

Finding Faith in Life

The Gift of Jesus

Scripture Focus: Isaiah 60:1–3, 6

Lesson Goals

- to recall that the Christmas season celebrates the coming of Christ as God and man to us
- to identify Jesus as the light that shines in the darkness
- to state that we celebrate the Three Kings coming to see Jesus on the Feast of the Epiphany

Parent Preview

- Review the Scripture on page 1164 of *The Catholic Children's Bible* (Isaiah 60:1–3, 6).
- Read the Background Reflection on page 4 of the Christmas/Epiphany activity booklet.
- Review this home guide chapter.

Get Ready! (10 minutes)

Pray the prayer on page 1 of the Christmas/Epiphany activity booklet.

Recall with your child any experiences of seeing stars in the night sky.

Tell your child that today's lesson recalls that the Three Kings followed a star to the infant Jesus, which we celebrate on the Feast of the Epiphany.

Dive In! (20 minutes)

Read the Scripture on page 1164 of *The Catholic Children's Bible* (Isaiah 60:1–3, 6).

Ask your child these questions:

- Why does Isaiah say we should arise? (*because the glory of the Lord is shining on us; the light of the Lord will shine on us*)
- What presents will those coming with the great caravans of camels bring? (*gold and incense*)
- What good news they will share? (*See verse 6.*)

Read the Understand It! and Live It! sections on page 1 of the Christmas/Epiphany activity booklet. Invite your child to retell the Scripture passage in his or her own words.

Invite your child to complete the activity on page 2 of the Christmas/Epiphany activity booklet. *Answers: Jerusalem, sun, Lord, Nations, kings, caravans, camels, good news*

Discover! (20 minutes)

Read the article on the second page of this home guide chapter. Review the key words, and ask the review questions.

Go! (10 minutes)

Choose one of the Family Activities on page 4 of the Christmas/Epiphany activity booklet to complete this week.

Conclude by praying the Family Prayer on page 4 of the Christmas/Epiphany activity booklet, or use the prayer service on page 3 of the activity booklet. Use chalk to mark the top of your family's door with the following blessing formula: first two digits of the year + C + M + B + last two digits of the new year (the letters stand for the traditional names of the Three Kings). Or, invite your child to decorate a sign with this formula that you can attach to the door with painter's tape. Invite your child to read the Reader parts of the prayer service.





Follow the Star

Recall the words of the “We Three Kings” Christmas carol: “Bearing gifts we **traverse** afar / field and fountain, moor and mountain / following yonder star.” In ancient times, people believed that a new star in the sky meant that a king had been born. The Three Kings, or Wise Men, studied the stars. So when they saw a special new star, they decided to follow it, bearing gifts for the new king.

It took a long time for them to reach Jesus, because they traveled by camel in a **caravan**. But when they finally reached the house where Joseph, Mary, and the Child Jesus were, these kings offered him their precious gifts of gold, frankincense, and myrrh. We celebrate this on the Feast of the Epiphany.

In the Scripture passage we read today, the prophet Isaiah foretells the coming of a Savior. He

says that all peoples will come to Jesus Christ, who is the light of the world, the true light who shines in the darkness.

Jesus is both God and a human being. This is what we celebrate during the Christmas season. This is a great **mystery**, something we cannot fully understand. But we know Jesus’ birth was special. God loves us so much that he wants to share everything with us—so he became one of us when he was born as a baby!

We receive God’s light at Baptism, when the priest lights our baptismal candle from the Easter candle. Because of Baptism, we carry Jesus’ light within us. How can you share the light of his love with someone today?

Key Words

caravan Group of people traveling together for safety and support.

mystery Something difficult or impossible to fully understand or explain.

traverse To travel.

We Know and Live Our Faith

The following article and activity in the *We Know and Live Our Faith* resource correspond to the concepts introduced in this lesson:

- “The Church Year” + activity, pages 28–29

If you have additional time, read the selection together, and invite your child to complete the activity.

Review

1. What do we celebrate on the Feast of the Epiphany?
2. Why did the Three Kings come?
3. Why is Jesus called the light of the world?
4. What do we celebrate during the Christmas season?

Turn this page upside down to check your answers!

1. We celebrate the coming of the Three Kings to visit the infant Jesus. 2. They saw a star in the East and came to look for a new king. 3. He shines God’s light in the darkness. 4. We celebrate the coming of the Son of God to us as both God and a human being.





Presentation
of the
Lord

Discover!

Finding Faith in Life

Mary, Model of Faith

Scripture Focus: Luke 2:22–38

Lesson Goals

- to state that the Feast of the Presentation of the Lord celebrates the day Mary and Joseph took Jesus to the Temple to be offered to God
- to explain that Simeon told Mary and Joseph that Jesus is the light and salvation of the world
- to identify that Mary's life was not easy, and she will help us in our own difficulties as we follow the Light of Christ

Parent Preview

- Review the Scripture on pages 1576–1577 of *The Catholic Children's Bible* (Luke 2:22–38).
- Read the Background Reflection on page 4 of the Presentation of the Lord activity booklet.
- Review this home guide chapter.

Get Ready! (10 minutes)

Pray the prayer on page 1 of the Presentation of the Lord activity booklet.

Show your child pictures of his or her birth, early infancy, and Baptism.

Tell your child that today's lesson explores the Presentation of Jesus in the Temple in Jerusalem, when Mary and Joseph took the newborn Jesus to the Temple according to Jewish Law.

Dive In! (20 minutes)

Read the Scripture on pages 1576–1577 of *The Catholic Children's Bible* (Luke 2:22–38).

Ask your child these questions:

- Why did Mary and Joseph take baby Jesus to the Temple? (*It was the custom to present and dedicate a firstborn son to God.*)
- Who was Simeon? What did Simeon do when Mary and Joseph presented Jesus at the Temple? (*Simeon was a good man who listened to the Holy Spirit. He held Jesus and gave thanks to God.*)

Read the Understand It! and Live It! sections on page 1 of the Presentation of the Lord activity booklet. Invite your child to retell the Scripture passage in her or his own words.

Invite your child to complete the activity on page 2 of the Presentation of the Lord activity booklet. *Answers: 1. purification, 2. present, 3. sacrifice, 4. Simeon, 5. break, 6. Anna*

Discover! (20 minutes)

Read the article on the second page of this home guide chapter. Review the key word, and ask the review questions.

Go! (10 minutes)

Choose one of the Family Activities on page 4 of the Presentation of the Lord activity booklet to complete this week.

Conclude by praying the Family Prayer on page 4 of the Presentation of the Lord activity booklet, or use the prayer service on page 3 of the activity booklet. Light one or more candles as a reminder that Jesus is the Light of the World. Invite your child to take turns reading the Reader parts with you, and say the responses together.





Presentation
of the
Lord

Mary, Pray for Us

Your parents will always love you, no matter how old you are. They spent your first weeks worrying about how much you were eating and sleeping. These days they probably help you learn new skills in school, sports, and other activities. When you are grown, your parents will be eager to know about your family and friends, your work, and the things you love. And they will pray for your health and happiness all your life.

Parents love, care about, and worry about their children. So imagine how Mary felt when Simeon told her, "**Sorrow**, like a sharp sword, will break your own heart" (Luke 2:35). He had just proclaimed that Jesus would be the light and salvation of the world. But now he was telling Mary, personally, that her life as Jesus' mother would be especially difficult and sorrowful.

Key Word

sorrow Deep and profound sadness or grief.

We Know and Live Our Faith

The following article in the *We Know and Live Our Faith* resource corresponds to the concepts introduced in this lesson:

- "Saints and the Church Year," pages 30–31

If you have additional time, read the selection together, and ask some questions to check your child's understanding.

Mary's motherhood began when she said yes to the Angel Gabriel and accepted God's plan for her. Now, prepared by Simeon's warning, Mary continued to trust God and to follow the path laid out for her. For all these reasons, Mary is our model of faith and trust.

Mary experienced the joy and the pain of being Jesus' mother. So she understands our own moments of happiness and of challenge. Today, ask Mary to pray for you, so that you might be able to cope with your own difficulties and stay faithful to the will of God.

Review

1. What did Simeon proclaim about Jesus and then Mary?
2. What did Mary do after Simeon's warning?
3. What does Mary model for us?
4. How can Mary help us today?

Turn this page upside down to check your answers!

1. Simeon proclaimed that Jesus is the light and salvation of the world. But he told Mary that her life would be difficult. 2. She continued to trust God and follow the path God laid out for her. 3. Faith and trust in God. 4. She prays for us in our difficulties and prays that we may stay faithful to God's will.





Discover!

Finding Faith in Life

A New Kind of King

Scripture Focus: Matthew 21:6–9

Lesson Goals

- to state that Palm Sunday is the day we celebrate Jesus' coming to Jerusalem before his Passion
- to name Palm Sunday as the beginning of Holy Week
- to identify Jesus as the king who saved us by giving up his life

Parent Preview

- Review the Featured Story on page 1500 of *The Catholic Children's Bible* (Matthew 21:6–9).
- Read the Background Reflection on page 4 of the Palm Sunday activity booklet.
- Review this home guide chapter.

Get Ready! (10 minutes)

Pray the prayer on page 1 of the Palm Sunday activity booklet.

Recall a parade, a big game, or a march, when people waved banners or flags because they were excited.

Tell your child that today's lesson focuses on this happy day when a donkey carried Jesus into Jerusalem, and when people were excited about Jesus, a day we still celebrate in our Church each year on Palm Sunday.

Dive In! (20 minutes)

Read the Featured Story on page 1500 of *The Catholic Children's Bible* (Matthew 21:6–9).

Ask your child these questions:

- What did the people spread on the road for Jesus to ride on? (*their cloaks and branches they cut from the palm trees*)
- What were the people shouting? (*They were shouting praise for Jesus as the Son of David, who comes in the name of God.*)
- Why were they so excited? (*They were happy because their King was here.*)

Read the Understand It!, Live It!, and Tell It! sections on page 1501 of *The Catholic Children's Bible*.

Invite your child to complete the activity on page 2 of the Palm Sunday activity booklet. *Answers: See solution on the third page of this home guide chapter.*

Discover! (20 minutes)

Read the article on the second page of this home guide chapter. Review the key words, and ask the review questions.

Go! (10 minutes)

Choose one of the Family Activities on page 4 of the Palm Sunday activity booklet to complete this week.

Conclude by praying the Family Prayer on page 4 of the Palm Sunday activity booklet, or use the prayer service on page 3 of the activity booklet. Invite your child to take turns reading the Reader parts.





Praise Be to God!

When Jesus entered Jerusalem to celebrate **Passover**, the people welcomed him as their King. On that first Palm Sunday, they laid palm branches and even their cloaks on the ground to greet him humbly and joyfully.

Jesus is our King who saved us—not by fighting, but by giving up his life on the cross. Today, we still celebrate Palm Sunday on the Sunday before Easter. On Palm Sunday, we begin **Holy Week** by remembering Jesus' triumphant entry into Jerusalem. In church, the priest blesses palm branches and gives them to us as a holy reminder of all that Jesus did for us. During Holy Week, we remember that Jesus gave his life to save us.

Key Words

Holy Week The week before Easter when we remember the Last Supper and Jesus' suffering and death on the cross.

Passion Jesus' suffering after his arrest.

Passover The Jewish feast that celebrates the Hebrews' escape from slavery in Egypt with God's help.

We Know and Live Our Faith

The following articles and activities in the *We Know and Live Our Faith* resource correspond to the concepts introduced in this lesson:

- "The Church Year" + activity, pages 28–29
- "The Prayer of Praise" + activity, pages 60–61

If you have additional time, read the selections together, and invite your child to complete the activity.

On Palm Sunday, we take the blessed palms home and put them in a special place where we can see them. Some people even weave them into crosses, fish, or other crafts to remind us of Jesus' love, his **Passion** and death, and his miracles.

But as the people showed us on that first Palm Sunday, palms are signs of victory. The palm branch reminds us to be strong and victorious in times of trouble, and to remember that God loves us so much that he sent his Son to save us. Let us shout now, with the people of Jerusalem: Jesus comes in the name of the Lord! Praise be to God!

Review

1. What is the Sunday before Easter called? What week begins with this Sunday?
2. Why is Holy Week important to us?
3. Why do we get palms in church on Palm Sunday?


Turn this page upside down to check your answers!

1. Palm Sunday, which begins Holy Week. 2. We remember the Passion of Jesus during this week. We remember that Jesus gave his life to save us. 3. We honor and praise Jesus with palms like the people in the Bible did. We keep the palms at home as a reminder that Jesus is our King who came to save us.





Answer Key





Discover!

Finding Faith in Life

Celebrating the Resurrection

Scripture Focus: John 21:4-7

Lesson Goals

- to recall that the Easter season celebrates the Resurrection of Jesus from the dead
- to identify the time after the Resurrection as a time Jesus spent with his disciples and continued to teach them
- to state that as followers of Jesus who celebrate the Resurrection, we too can “catch” people for God through our words and actions

Parent Preview

- Review the Featured Story on page 1706 of *The Catholic Children’s Bible* (John 21:4-7).
- Read the Background Reflection on page 4 of the Easter activity booklet.
- Review this Easter home guide chapter.

Get Ready! (10 minutes)

Pray the prayer on page 1 of the Easter activity booklet.

Recall with your child any experiences of fishing or watching someone fish.

Tell your child that today’s lesson explores a time when the friends of Jesus went fishing, and how we are called to fish in a special way too.

Dive In! (20 minutes)

Read the Featured Story on page 1706 of *The Catholic Children’s Bible* (John 21:4-7).

Ask your child these questions:

- Who was in the boat fishing? (*the disciples*)
- What did Jesus ask them? (*See verse 5.*)
- How did Jesus help them catch fish? (*He told them to cast their nets on the right side of the boat.*)
- Who recognized Jesus? (*the disciple whom Jesus loved*)

Read the Understand It!, Live It!, and Tell It! sections on page 1707 of *The Catholic Children’s Bible*.

Invite your child to complete the activity on page 2 of the Easter activity booklet. *Answers will vary.*

Discover! (20 minutes)

Read the article on the second page of this home guide chapter. Review the key word, and ask the review questions.

Invite your child to complete the activity on page 3 of the chapter 15 activity booklet. *Answers: 1. P, 2. I, 3. I, 4. P, 5. I*

Go! (10 minutes)

Choose one of the Family Activities on page 4 of the Easter activity booklet to complete this week.

Conclude by praying the Family Prayer on page 4 of the Easter activity booklet, or use the prayer service on page 3 of the activity booklet. Consider preparing a small table with items that represent spring and new life: flowers, eggs, pictures of baby animals, and so on. Invite your child to pretend to be a seed by crouching in a ball during the Reader portions, and have your child jump up to “bloom” as a flower for every “Alleluia” response.





Fishers of People

Anyone who fishes can tell you that they are always looking for ways to improve their success. They look for the right gear and the tastiest bait. They scout out ponds and creeks where fish bite especially well. They know the times of day when fish are hungriest.

So what how can we improve our success as “fishers of people,” as Jesus called us to be as his followers? We must find ways to teach others, and to be kind and loving. We must always find new ways to spread the Good News that Jesus is alive and loves us. As followers of Jesus who celebrate his **Resurrection**, we too must “catch” people for God through our loving words and actions every day.

The Gospels tell us that even after the Resurrection, Jesus spent time with his disciples

and continued to teach them, as he did in today’s reading. The fishing trip in today’s reading took place after Jesus’ Resurrection, and that is why his followers did not recognize him at first. But once he performed the miracle and showed them where to catch the most fish, the disciple he loved most recognized him: “It is the Lord!” (John 21:7).

We celebrate Jesus’ Resurrection in a special way during the Easter season, which lasts fifty days, from Easter to Pentecost. In the northern hemisphere, we celebrate Easter in the spring, so all the new life and budding flowers remind us of the new life of Jesus’ Resurrection. And we go back to praising the Lord with a special, joyful word that we stopped saying during Lent: Alleluia!

Key Word

Resurrection Jesus’ rising from the dead on the third day.

We Know and Live Our Faith

The following article and activity in the *We Know and Live Our Faith* resource correspond to the concepts introduced in this lesson:

- “The Church Year” + activity, pages 28–29

If you have additional time, read the selection together, and invite your child to complete the activity.

Review

1. What did Jesus want his followers to do?
2. What did Jesus do after the Resurrection?
3. What is Easter?

1. To teach others, to love one another, to be kind, and to share the Good News that Jesus is alive. 2. He spent some time with his disciples and continued to teach them. 3. The celebration of Jesus rising from the dead.





Discover!

Finding Faith in Life

Our Helper and Guide

Scripture Focus: John 14:16–17, 26–27

Lesson Goals

- to explain the Feast of Pentecost as the day we celebrate the coming of the Holy Spirit upon Mary and the disciples
- to define the Feast of Pentecost as the beginning of the Church's mission under the guidance of the Holy Spirit
- to name the Holy Spirit as the Third Person of the Blessed Trinity, sent to help us understand what Jesus taught

Parent Preview

- Review the Featured Story on page 1690 of *The Catholic Children's Bible* (John 14:16–17, 26–27).
- Read the Background Reflection on page 4 of the Pentecost activity booklet.
- Review this home guide chapter.

Get Ready! (10 minutes)

Pray the prayer on page 1 of the Pentecost activity booklet.

Ask your child: Who helps you during your day? Whom do you help?

Tell your child that today's lesson focuses on the Holy Spirit as our Helper. Explain that this lesson also tells us about the Feast of Pentecost.

Dive In! (20 minutes)

Read the Featured Story on page 1690 of *The Catholic Children's Bible* (John 14:16–17, 26–27).

Ask your child these questions:

- What does Jesus say he will ask his Father? *(to give his followers a Helper)*
- Who is this helper? *(the Holy Spirit)*
- What does the Holy Spirit do? *(The Holy Spirit reveals the truth about God; teaches us and helps us remember all that Jesus told us.)*

Read the Understand It!, Live It!, and Tell It! sections on page 1691 of *The Catholic Children's Bible*.

Invite your child to complete the activity on page 2 of the Pentecost activity booklet. *Answers: See solution on the third page of this home guide chapter.*

Discover! (20 minutes)

Read the article on the second page of this home guide chapter. Review the key word, and ask the review questions.

Go! (10 minutes)

Choose one of the Family Activities on page 4 of the Pentecost activity booklet to complete this week.

Conclude by praying the Family Prayer on page 4 of the Pentecost activity booklet, or use the prayer service on page 3 of the activity booklet. Prepare the space with a lit candle to symbolize the Holy Spirit.





Peace with Us

What does peace mean to you? What do you think a peaceful world looks like? What does it mean to carry peace in your heart? In today's reading, Jesus is talking to his followers before he returns to Heaven. He promises to leave them his peace. And he promises to send a Helper, a guide who will always be with us.

That Helper is the **Holy Spirit**, the Third Person of the Blessed Trinity. Jesus fulfilled his promise on Pentecost, when he sent the Holy Spirit to fill Mary and the disciples, who were gathered together. They were afraid to go out to share the Good News about Jesus, as he had commanded them. But the Holy Spirit filled them with courage and strength!

Key Word

Holy Spirit The Third Person of the Blessed Trinity; our Helper and Guide.

We Know and Live Our Faith

The following articles in the We Know and Live Our Faith resource correspond to the concepts introduced in this lesson:

- "The Beginnings of the Church," pages 10–11
- "The Holy Spirit," page 11
- "The Church Year," page 28
- "Many Ways to Pray," page 50
- "The Holy Spirit Teaches Us to Pray," page 51

If you have additional time, read the selections together, and ask some questions to check your child's understanding.

We often call Pentecost the birthday of the Church, because this was the beginning of the Church's mission. On Pentecost, we celebrate the coming of the Holy Spirit upon the disciples. Guided and made brave by the Holy Spirit, Jesus' followers went out to share the Good News and to teach people to live how Jesus wants us to live.

The Holy Spirit remains with us always. Because of our Baptism, we carry the Holy Spirit within us. The Holy Spirit connects us to the rest of the Trinity: God the Father and God the Son (Jesus). The Holy Spirit continues to guide us and help us understand what Jesus taught. Pray to the Holy Spirit today, and ask for guidance in learning how to bring peace to all you meet.

Review

1. What is Pentecost? Why is it a special day?
2. What happened on the first Pentecost?
3. Who is the Holy Spirit?
4. How does the Holy Spirit help us today?

Turn this page upside down to check your answers!

1. Pentecost is the feast that celebrates the coming of the Holy Spirit. It is special because Jesus kept his promise; it was the beginning of the Church's mission under the guidance of the Holy Spirit. 2. The Holy Spirit filled Mary and the disciples with courage, and they started telling people about God and Jesus. 3. The Third Person of the Blessed Trinity, along with God the Father and Jesus, God the Son. 4. The Holy Spirit connects us to God the Father and God the Son; the Holy Spirit guides us and helps us understand what Jesus taught.





Answer Key





Discover!

Finding Faith in Life

The Life and Teachings of Jesus

Scripture Focus: Matthew 19:13–15

Lesson Goals

- to state that Ordinary Time is the time of year when we learn more about the life of Jesus and his teachings
- to identify Ordinary Time as the time when Sundays are named by ordinal numbers
- to explain that this Scripture passage shows that Jesus loves children and that the passage is an example of a story we would read in Ordinary Time

Parent Preview

- Review the Featured Story on page 1496 of *The Catholic Children's Bible* (Matthew 19:13–15).
- Read the Background Reflection on page 4 of the Ordinary Time activity booklet.
- Review this home guide chapter.

Get Ready! (10 minutes)

Pray the prayer on page 1 of the Ordinary Time activity booklet.

Ask your child to share some of their favorite stories about Jesus from the Bible.

Tell your child that today's lesson explores Ordinary Time, a special season in the Church year when we learn more about Jesus and his teachings.

Dive In! (20 minutes)

Read the Featured Story on page 1496 of *The Catholic Children's Bible* (Matthew 19:13–15).

Ask your child these questions:

- What did Jesus say when he saw his disciples scolding the people? (See verse 14.)
- What did Jesus teach about the Kingdom of Heaven? (*It belongs to people such as the children.*)

Read the Understand It!, Live It!, and Tell It! sections on page 1497 of *The Catholic Children's Bible*.

Invite your child to complete the activity on page 2 of the Ordinary Time activity booklet. *Answers: 1. children, 2. Jesus, 3. Kingdom, 4. disciples, 5. people, 6. Heaven, 7. hands*

Discover! (20 minutes)

Read the article on the second page of this home guide chapter. Review the key word, and ask the review questions.

Go! (10 minutes)

Choose one of the Family Activities on page 4 of the Ordinary Time activity booklet to complete this week.

Conclude by praying the Family Prayer on page 4 of the Ordinary Time activity booklet, or use the prayer service on page 3 of the activity booklet. Consider starting the prayer service across the room, and taking one or two steps toward a focal point (perhaps a crucifix on a wall or small table) with each response. Take turns reading the Reader portions with your child.





Ordinary
Time

Childlike for Jesus

How do you love your parents? Hopefully you love and trust them with your whole heart and without question. Jesus wants us to love him the same way. He even says that the Kingdom of Heaven belongs to us when we trust God as little children do!

Today's reading is one Scripture story that we might read during a special Church season called **Ordinary Time**. The word *ordinary* sometimes means "average," but here we are saying that these weeks are "counted time." We call the Sundays of Ordinary Time "second," "third," and so on, right up to "thirty-third" (and some years, "thirty-fourth"). These are called *ordinal* numbers, and so this is Ordinary Time.

But it is not ordinary in any other way! During Ordinary Time, we learn more about Jesus' active

ministry. We come to know about his miracles and his teachings, such as today's reading about Jesus welcoming children and teaching us to trust God like children do.

Ordinary Time occurs twice in the Church year. The first period of Ordinary Time falls between the end of the Christmas season and the beginning of Lent. The second period runs from Pentecost (the end of the Easter season) through the beginning of Advent. During Ordinary Time, the priest's vestments and altar cloths are green, because green signifies life and growth. We grow in our faith by learning about Jesus' life and teachings. In today's reading, Jesus called us all to talk and pray with him. What will you talk to him about in your bedtime prayers tonight?

Key Word

Ordinary Time Sundays and weeks in the Church year that are counted by ordinal numbers: first, second, third, and so on.

We Know and Live Our Faith

The following article and activity in the *We Know and Live Our Faith* resource correspond to the concepts introduced in this lesson:

- "The Church Year" + activity, pages 28–29

If you have additional time, read the selection together, and invite your child to complete the activity.

Review

1. What does Ordinary Time in the Church mean?
2. When does this Church season occur?
3. What do we learn about during Ordinary time?

Turn this page upside down to check your answers!

1. These are Sundays and weeks in the Church year that are counted by their ordinal numbers: first, second, third, and so on. 2. Twice in a year—once between Christmas and Lent and again after Pentecost until the beginning of Advent. 3. We learn about the teaching and ministry of Jesus.



Acknowledgments

The scriptural quotations in this publication are from the *Good News Translation*® (Today's English Version, Second Edition). Copyright © 1992 by the American Bible Society. All rights reserved. Bible text from the *Good News Translation (GNT)* is not to be reproduced in copies or otherwise by any means except as permitted in writing by the American Bible Society, 1865 Broadway, New York, NY 10023 (www.americanbible.org).

The quotation on page 39 is from the English translation of *The Roman Missal* © 2010, International Commission on English in the Liturgy Corporation (ICEL) (Washington, DC: United States Conference of Catholic Bishops, 2011), page 527. Copyright © 2011, USCCB, Washington, D.C. All rights reserved. Used with permission of the ICEL. [Texts contained in this work derived whole or in part from liturgical texts copyrighted by the International Commission on English in the Liturgy (ICEL) have been published here with the confirmation of the Committee on Divine Worship, United States Conference of Catholic Bishops. No other texts in this work have been formally reviewed or approved by the United State Conference of Catholic Bishops.

The lyrics from "We Three Kings" on page 75 are from the Christmas carol "We Three Kings," by John Henry Hopkins Jr. (1857).

To view copyright terms and conditions for internet materials cited here, log on to the home pages for the referenced websites.

During this book's preparation, all citations, facts, figures, names, addresses, telephone numbers, internet URLs, and other pieces of information cited within were verified for accuracy. The authors and Saint Mary's Press staff have made every attempt to reference current and valid sources, but we cannot guarantee the content of any source, and we are not responsible for any changes that may have occurred since our verification. If you find an error in, or have a question or concern about, any of the information or sources listed within, please contact Saint Mary's Press.